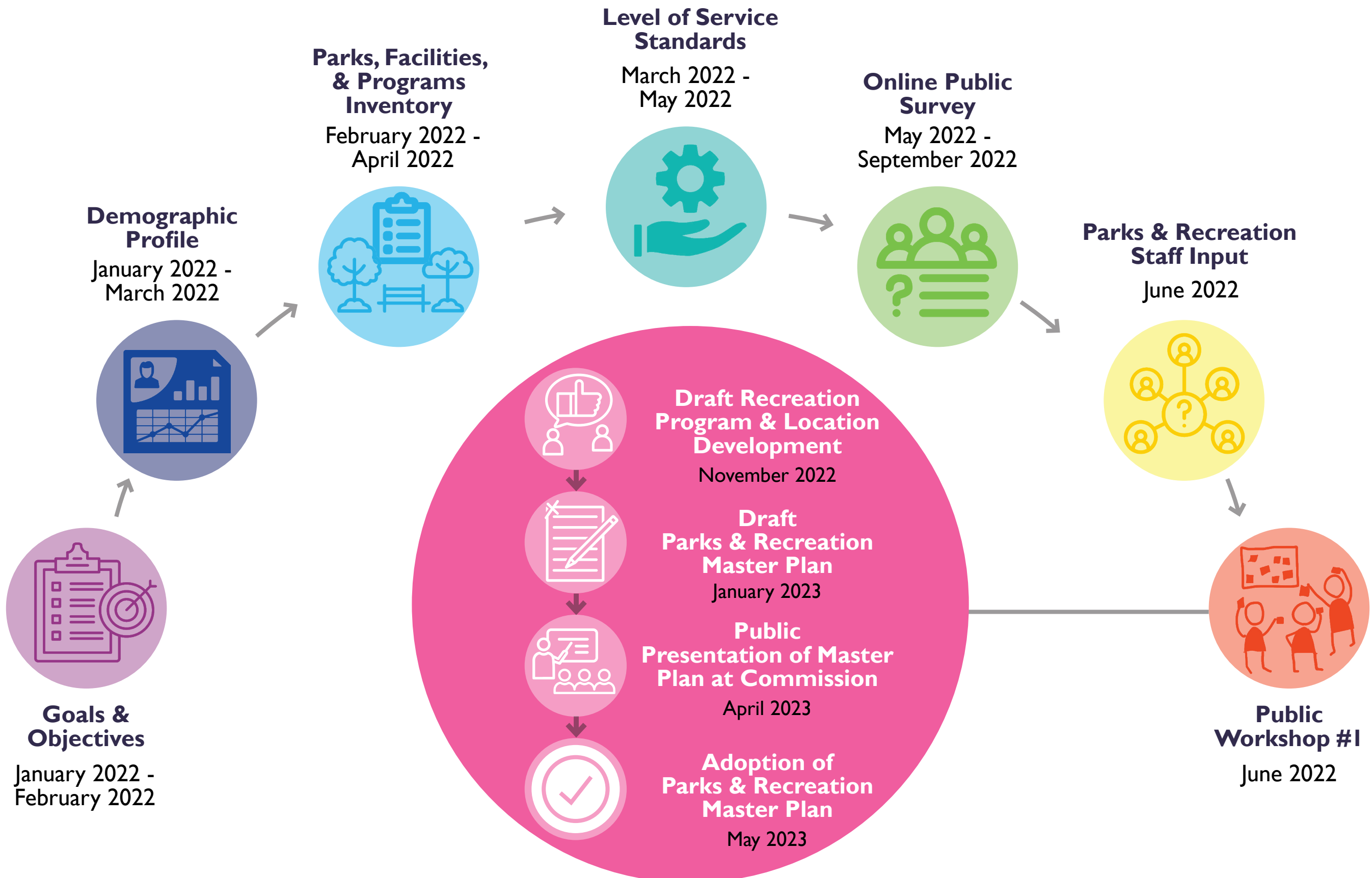


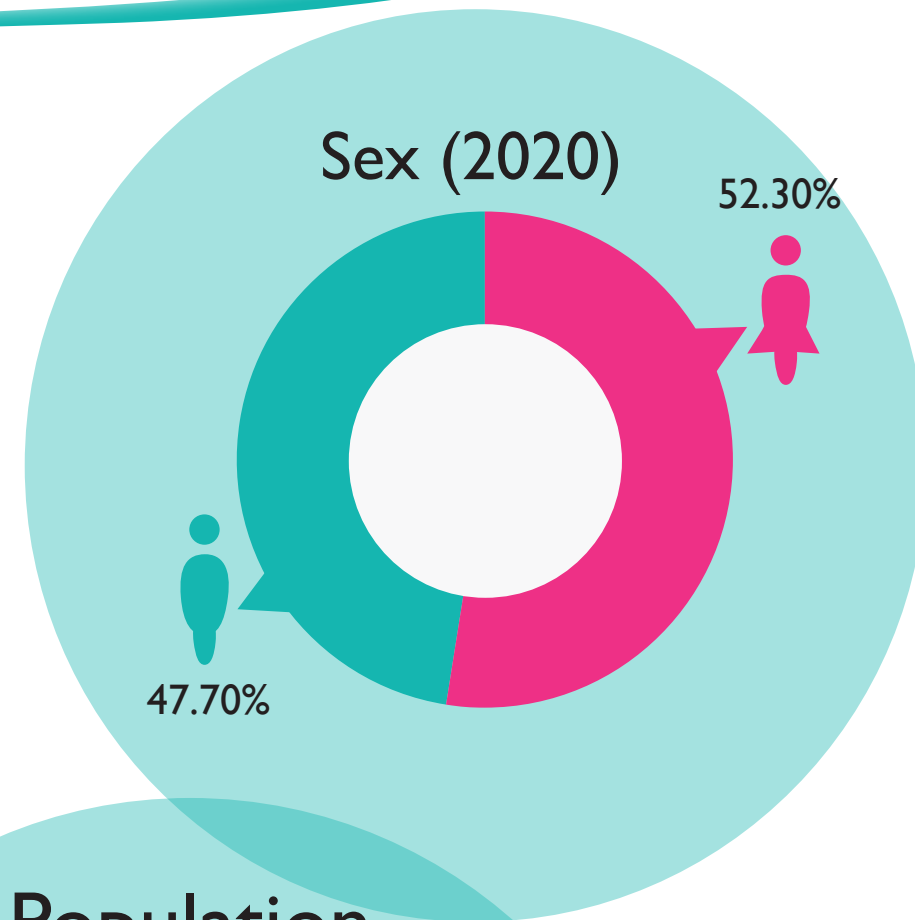
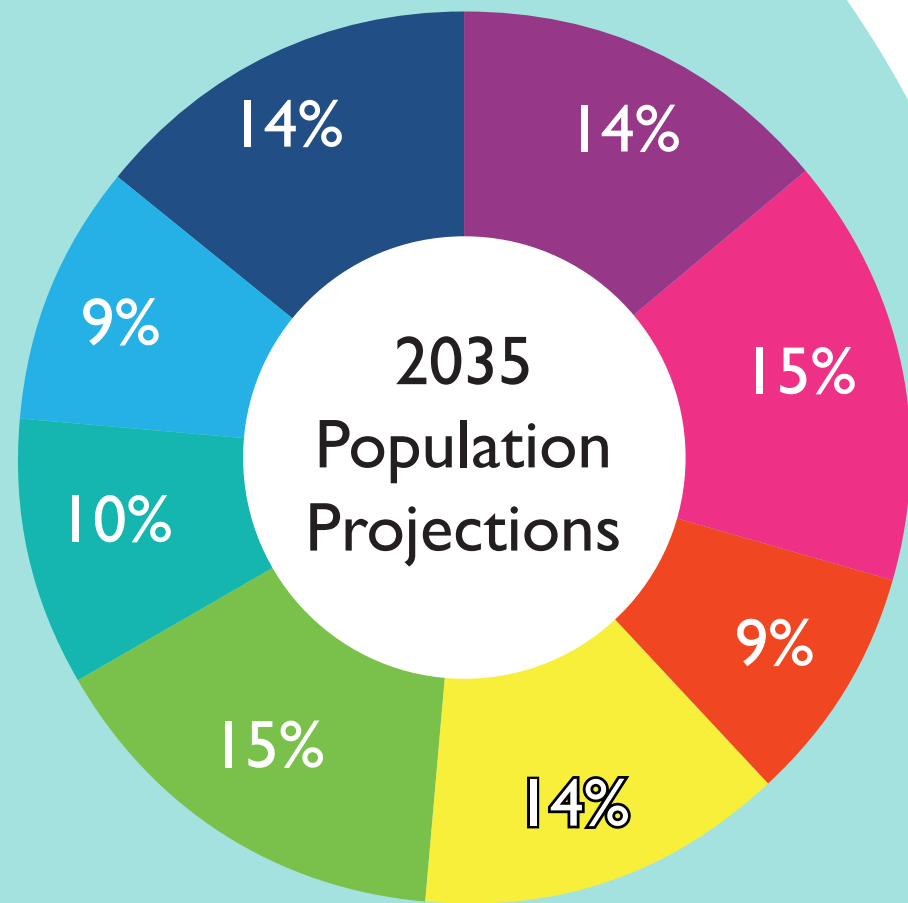
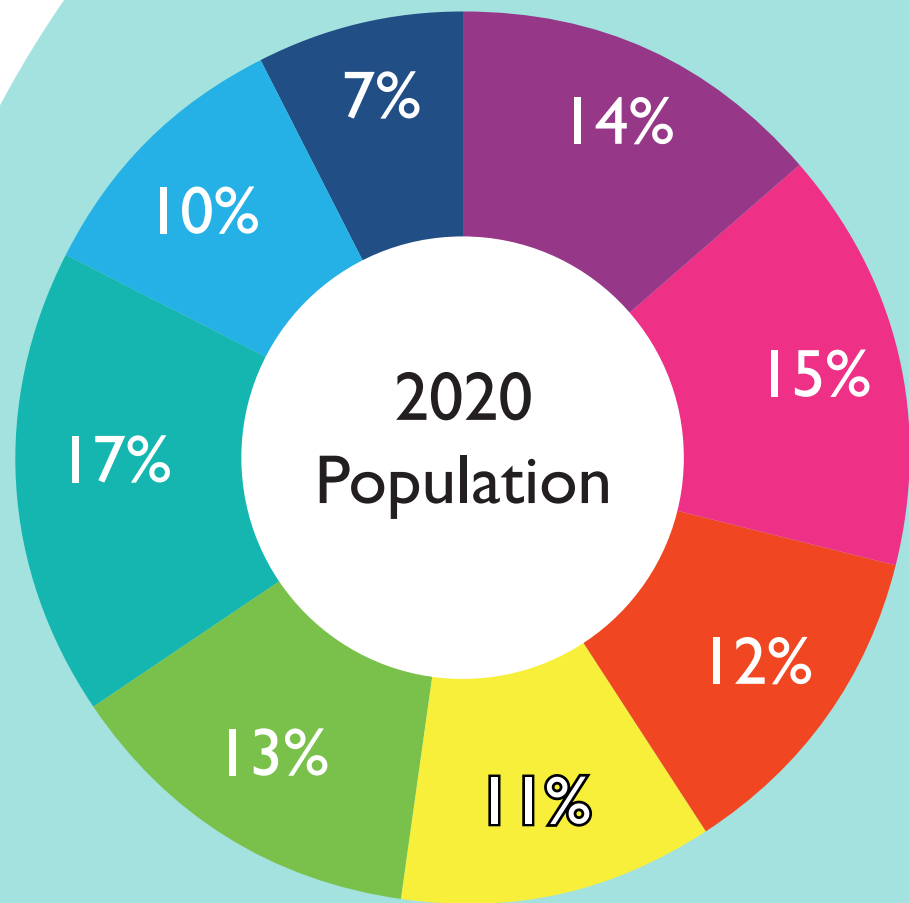
THE
CITY OF WESTON
FLORIDA

Parks & Recreation Draft Master Plan
Commission Meeting Presentation

PLANNING PROCESS



WHAT IS WESTON'S DEMOGRAPHIC PROFILE?



- Age: 9 and under
- Age: 10-19
- Age: 20-29
- Age: 30-39
- Age: 40-49
- Age: 50-59
- Age: 60-69
- Age: 70 and over

- Age: 9 and under
- Age: 10-19
- Age: 20-29
- Age: 30-39
- Age: 40-49
- Age: 50-59
- Age: 60-69
- Age: 70 and over

Population Projections

<u>2020</u>	67,438
<u>2025</u>	70,909
<u>2030</u>	73,645
<u>2035</u>	75,685

68,318 (2022)

EXISTING PARKS AND FACILITIES



LEGEND:

- - - - City of Weston Boundary
- City Parks
- - - - - Conservation Wetland Mitigation Area

City Parks

- | | |
|-------------------------|--------------------------|
| 1. Bonaventure Park | 9. Peace Mound Park |
| 2. Country Isles Park | 10. Tequesta Trace Park |
| 3. Eagle Point Park | 11. Town Center Park |
| 4. Emerald Estates Park | 12. Vista Park |
| 5. Gator Run Park | 13. Weston Regional Park |
| 6. Heron Park | 14. Weston Racquet Club |
| 7. Indian Trace Park | 15. Windmill Ranch Park |
| 8. Library Park | |

* Note: Parks are listed alphabetically


SITE VISITS (CITY PARKS & FACILITIES)



SITE VISITS (CITY PARKS & FACILITIES)



SITE VISITS (CITY PARKS & FACILITIES)



FACILITIES INVENTORY

Park Name	Acres	Athletic Multi-purpose Field	Baseball/Softball Field	Basketball Court	Bike Fixit Repair Station	Fitness Station	Fishing Dock	Gazebos	Multi-purpose Court	Multi-purpose Artificial Turf Field	Open Play Area	Outdoor Amphitheater	Pickleball Court	Picnic Shelters	Playground	Roller Hockey Rink	Sand Volleyball	Soccer/football/lacrosse Field (Turf)	Skate Park	Tennis Court	Tetherball
Bonaventure Park	2			0.5	1									1							
Country Isles Park	4.21									1			1	1							
Eagle Point Park	7		2							1			2	1		1					
Emerald Estates Park	5			0.5	1								2	1						2	
Gator Run Park	7				1			3						1							
Heron Park	5.25	1	2																		
Indian Trace Park	5	1	1		1	1			3					1							
Library Park	5				1			3		1			1								
Peace Mound Park	8.16				1		1							2	1						
Tequesta Trace Park	42		3							2					1			1	1		
Town Center Park	6										1										
Vista Park	30		4										1	1			4				
Weston Racquet Club	7												4							15	
Weston Regional Park	102	6	8	8	1	1				6	1	8	3	2	2	4					1
Windmill Ranch Park	5.23	1									1			1							
Totals:	240.85	9	21	9	5	4	1	6	4	8	4	2	12	12	12	2	5	5	1	17	1

- 9 Athletic Multi-Purpose Fields
- 21 Baseball Fields/Softball
- 9 Basketball Courts
- 5 Bike Fixit Repair Stations
- 4 Fitness Stations
- 1 Fishing Dock
- 6 Gazebos
- 4 Multi-Purpose Courts
- 8 Multi-Purpose Fields (Artificial)
- 4 Open Play Areas
- 2 Outdoor Stages
- 12 Pickleball Courts
- 12 Picnic shelters
- 12 Playgrounds
- 2 Roller Hockey Rinks
- 5 Sand Volleyball Courts
- 5 Soccer/Football/Lacrosse Fields
- 1 Skate Park
- 17 Tennis Courts
- 1 Tether Ball

PLANNED IMPROVEMENTS FOR PARKS

Fiscal Year 2022

- Emerald Estates tennis lighting (Completed)
- Racquet Club LED lights (In Progress)
- Tequesta track resurfacing to rubberized
- Regional Basketball court resurfacing (Completed)
- Lockers at Regional Park basketball area (Completed)
- Tequesta maintenance building interior upgrade
- Tequesta additional field between the stadium and baseball (Completed)
- Batting cage/bullpens at Vista softball (Completed)
- Safety nets for turf rinks at Regional (Completed)

Fiscal Year 2023

- Eagle Point playground replacement
- LED sports lighting conversion- Vista Park (In progress)
- Gator Run & Library Park shelter replacement
- Artificial Turf replacement- Regional rinks 2&4
- Exercise stations along pathway at Regional Park
- Renovation of two soccer fields to artificial turf at Vista Park
- Gator Run playground replacement
- Regional Park South playground replacement
- Tequesta scoreboards
- Additional bleacher by artificial turf fields at Tequesta
- Foul ball netting at Vista softball
- Water bottle fill stations at parks
- New building and field signage at athletic parks (new design)
- Vehicle charging stations at Regional, Tequesta and Vista Parks (Completed)

Fiscal Year 2024 +

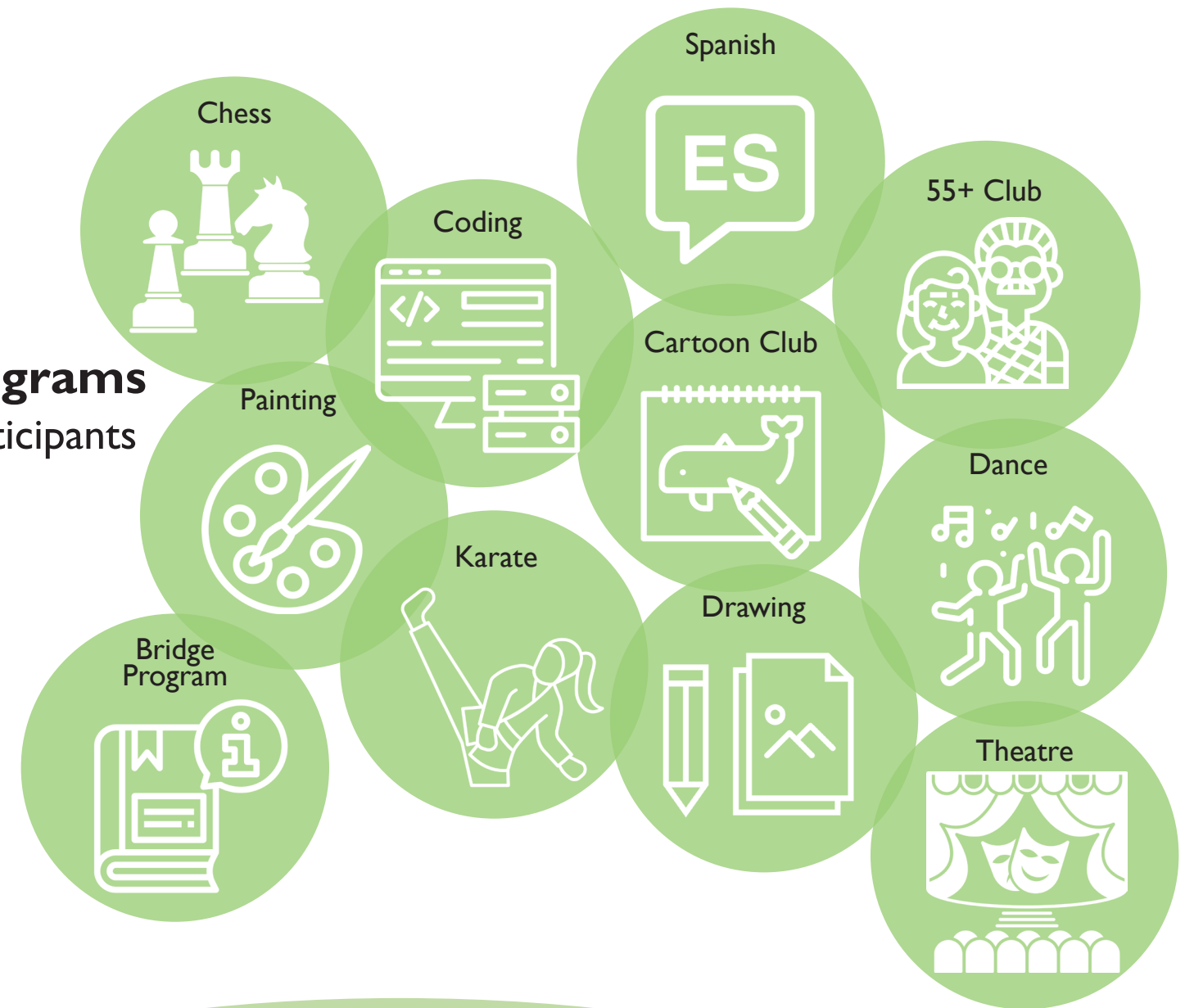
- Vista playground & shade canopy replacement
- Regional Park North playground replacement
- Windmill Ranch playground replacement

PROGRAM INVENTORY

Weston Athletic Programs

Sport	Organization	Total Participants
Baseball Softball T-Ball	Weston Athletic League(WAL)	381
	YMCA Baseball/T-Ball	250
	Weston Explosion Rec and Travel Fast Pitch Softball	171
	Weston Travel Ball	381
Basketball	YMCA	447
Field Hockey	Weston Field Hockey	204
Football	YMCA Flag Football	200
	Weston Warriors Tackle Football/Cheer	242
Lacrosse	Weston Warriors	126
Rugby	Okapi Wanderers	261
Soccer	AYSO Rec Soccer/Adult	3,846
	FUTSOC Travel Soccer	140
	Weston FC Travel Soccer	1,842
Total:		8,491

City Programs 363 Participants



YMCA Programs

- Aqua fitness
- Cardio, Strength, Core & more
- Pilates, Yoga, & Meditation
- Dancing
- YMCA Power lifting club
- Little explorers
- Karate
- Volleyball
- Girl power classes
- Club Y tutoring
- Summer/Spring Camp

CITY EVENTS INVENTORY



ARTS COUNCIL OF GREATER WESTON

Art & Culture Events

Recurring Events

Weston Foreign Films

Weston World Fest Dancers 2018

Celebrate the Arts Day 2018

Student Artist Showcase



- Moonlight Movie Series
- Magic Shows
- Puppet Shows
- Veterans Day Breakfast
- Weston Nights Concert Series
- Rotary Run & Get Fit Challenge
- Winter Safety Expo
- Symphony Concert
- Outdoor Pops Concert
- Community CPR Day
- Royal Bunny Egg Hunt
- Chalk in the Park

*Arts Council's Weston World Fest has reached 4,000 participants

CITY PARK WALKABILITY (5-MIN PARKSHED)



LEGEND:

-  City of Weston Boundary
-  City Parks
-  City Park Coverage 5-minute Walking Distance

City Parks

- | | |
|-------------------------|--------------------------|
| 1. Bonaventure Park | 9. Peace Mound Park |
| 2. Country Isles Park | 10. Tequesta Trace Park |
| 3. Eagle Point Park | 11. Town Center Park |
| 4. Emerald Estates Park | 12. Vista Park |
| 5. Gator Run Park | 13. Weston Regional Park |
| 6. Heron Park | 14. Weston Racquet Club |
| 7. Indian Trace Park | 15. Windmill Ranch Park |
| 8. Library Park | |

* Note: Parks are listed alphabetically


CITY & PRIVATE AMENITIES



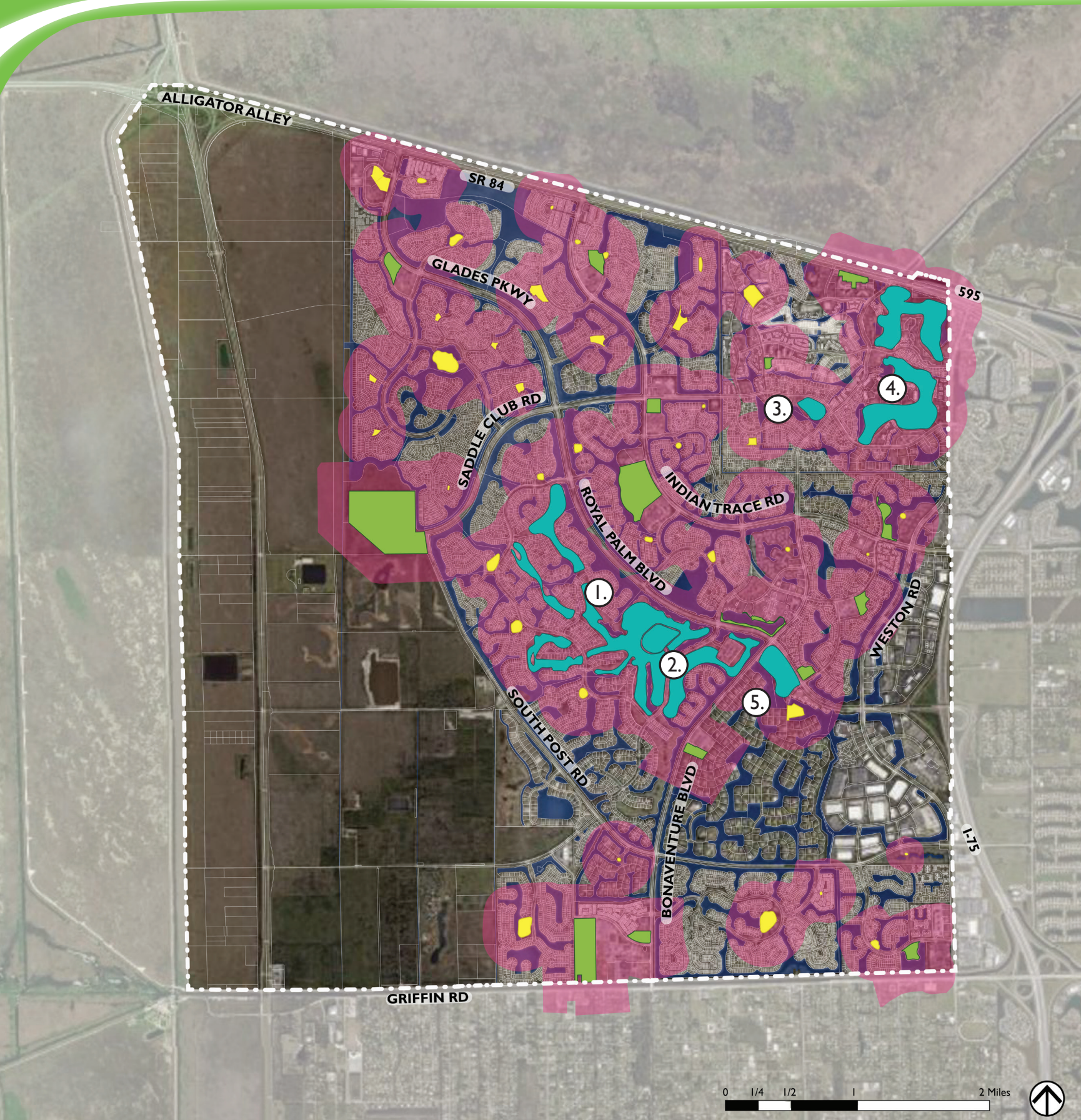
LEGEND:

-  City of Weston Boundary
-  City Parks
-  Private Amenities
-  Private Community Amenities

1. Weston Hills Golf Course
2. Weston Hills Country Club
3. Bonaventure Town Center Club
4. Bonaventure Golf Club
5. Midtown Athletic Club



CITY & PRIVATE AMENITIES WALKABILITY (5-MIN PARKSHED)



LEGEND:







-  City of Weston Boundary
-  City Parks
-  Private Amenities
-  Private Community Amenities
-  City Park/ Private Community Amenity / Private Amenity Coverage 5-minute Walking distance

1. Weston Hills Golf Course
2. Weston Hills Country Club
3. Bonaventure Town Center Club
4. Bonaventure Golf Club
5. Midtown Athletic Club

CITY BIKE AND PEDESTRIAN PATHS



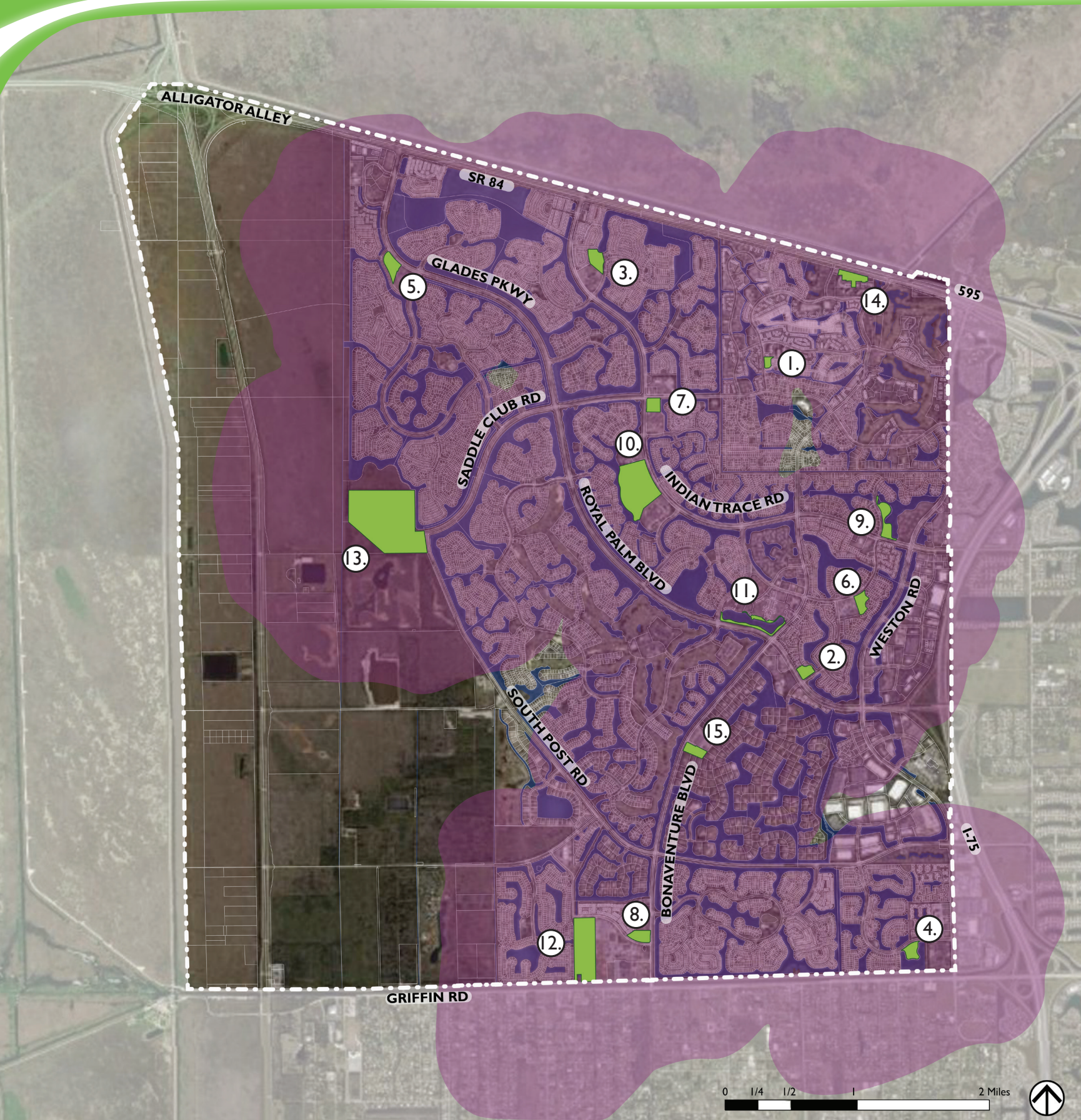
LEGEND:

-  City of Weston Boundary
-  City Parks
-  Sidewalk
-  Shared Use Path*
-  Bike Lane
-  Paved Shoulder

1. Weston Hills Golf Course
2. Weston Hills Country Club
3. Bonaventure Town Center Club
4. Bonaventure Golf Club
5. Midtown Athletic Club

* Shared Use Path: According to Weston BMP, a shared use path is a paved facility that does not allow for motorized vehicles. Typically, shared use paths are eight to 12 feet in width.

CITY PARK BIKEABILITY (6-MIN PARKSHED)



LEGEND:

-  City of Weston Boundary
-  City Parks
-  City Park Coverage 6-minute Bike Ride Distance

City Parks

- | | |
|-------------------------|--------------------------|
| 1. Bonaventure Park | 9. Peace Mound Park |
| 2. Country Isles Park | 10. Tequesta Trace Park |
| 3. Eagle Point Park | 11. Town Center Park |
| 4. Emerald Estates Park | 12. Vista Park |
| 5. Gator Run Park | 13. Weston Regional Park |
| 6. Heron Park | 14. Weston Racquet Club |
| 7. Indian Trace Park | 15. Windmill Ranch Park |
| 8. Library Park | |

* Note: Parks are listed alphabetically

CITY & PRIVATE AMENITIES BIKEABILITY (6-MIN PARKSHED)

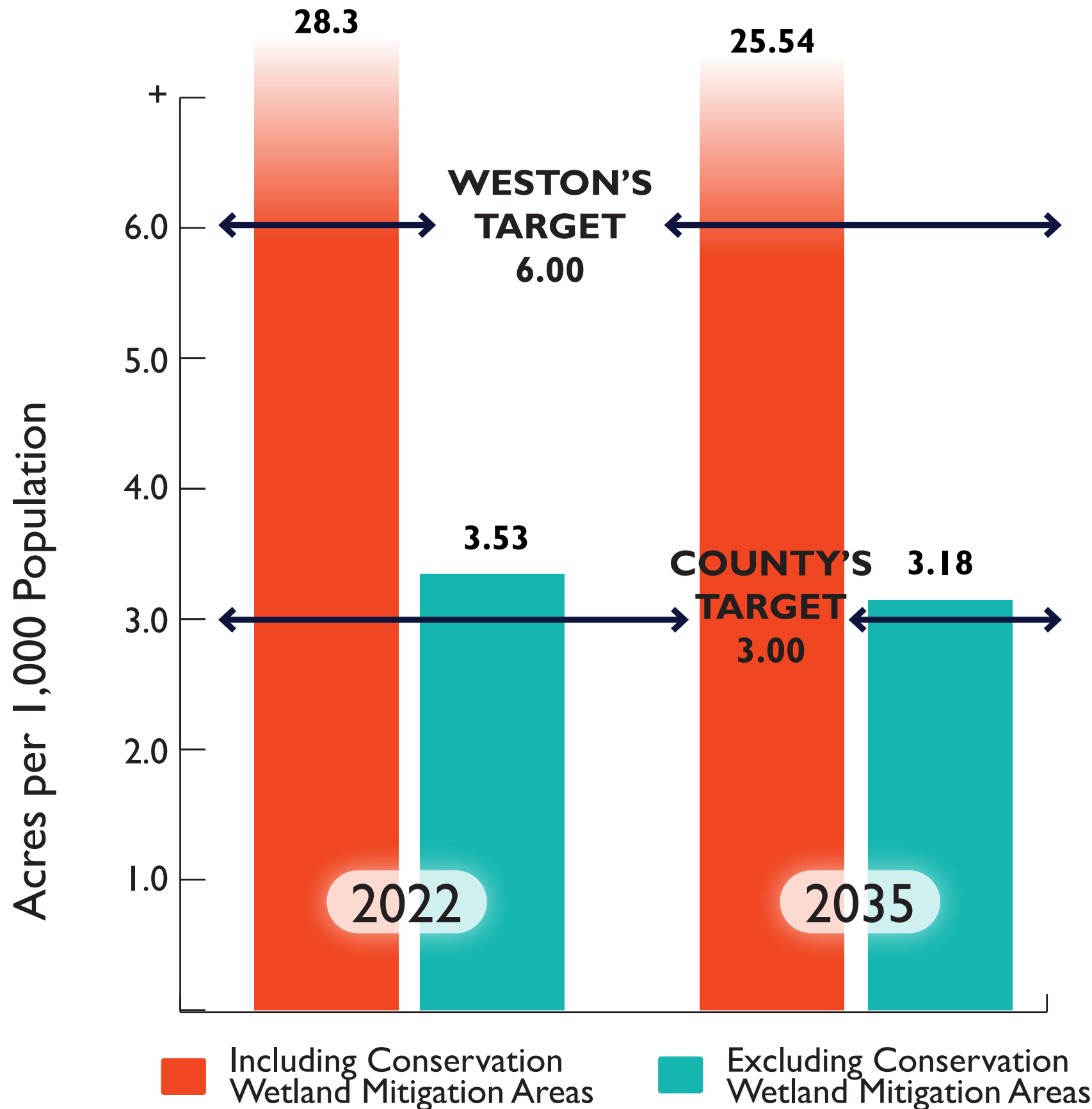


LEGEND:

-  City of Weston Boundary
-  City Parks
-  Private Amenities
-  Private Community Amenities
-  City Park / Private Community Amenity / Private Amenity Coverage 6-minute Bike Ride Distance

1. Weston Hills Golf Course
2. Weston Hills Country Club
3. Bonaventure Town Center Club
4. Bonaventure Golf Club
5. Midtown Athletic Club

PARKLAND & OPEN SPACE ACRES BENCHMARK





- Weston's Comprehensive Plan sets required park and open space acres standard to be **6 acres per 1,000 persons**
- **County** sets required park and open space to be **3 acres per 1,000 persons**
- Citywide level of service including **conservation wetland mitigation areas** is **28.3 per 1,000 residents**
- Citywide level of service w/o **conservation wetland mitigation areas** is **3.53 acres per 1,000 residents**
- **2035** projected City population **75,685**
- Future population level of service including **conservation wetland mitigation areas** is **25.54 per 1,000 residents**
- Future population level of service w/o **conservation wetland mitigation areas** is **3.18 acres per 1,000 residents**

SCORP BENCHMARKS

Statewide Comprehensive Outdoor Recreation Plan (SCORP) Population Guidelines for Outdoor Recreation Activities

Activity	Facility Type	Number of Facilities	Participants Annually	Weston Level of Service	SCORP Level of Service 2016	SCORP Level of Service 2025
Fitness Walking/ Jogging	Trail (In miles)	7.75	45,764.35	0.169	0.024	0.018
Swimming Outdoor Pool *	Pool	1	29,371.15	0.034	0.059	0.045
Tennis	Field	17	15,710.15	1.082	1.03	0.78
Football/Rugby	Field	11	14,344.05	0.767	0.27	0.2
Baseball/ Softball	Field	21	14,344.05	1.464	0.65	0.49
Basketball	Court	9	9,562.7	0.941	0.83	0.63
Soccer	Field	11	15,710.15	0.700	0.09	0.07
Golf**	Holes	36	15,027.1	2.396	1.63	1.23

LEGEND:

	Meets Benchmarks
	Below Benchmarks



* Outdoor pool located at YMCA in Regional Park. Although this standard is not met by City facilities, Weston is composed of many gated communities that include private pools for its residents

** Includes Public and Private Courses

NRPA BENCHMARKS

City Facilities Required to Meet the National Recreation and Park Association (NRPA) Benchmarks		
Type of Facility	Weston	Median for Jurisdictions between 50,000 and 70,000 Population
*Playgrounds/Totlots	12	22
Basketball Courts	9	8
Tennis Courts (outdoor only)	17	11
Baseball Fields	21	21
Rectangular Fields: Multi-Purpose	9	5
**Dog Park	0	1
*Swimming Pools (outdoor only)	0	2
Soccer/Football Field	5	15
Pickleball (outdoor only)	12	6
**Community Gardens	0	1
Multi-Use Courts - Basketball, Volleyball	4	3
Multipurpose Synthetic Field	8	2
Recreation Centers	0	2
Community Centers	1	2
Teen Centers	0	1
Senior Centers	0	1
Performance Amphitheater/ Outdoor Stage	2	1
Nature Centers	0	1

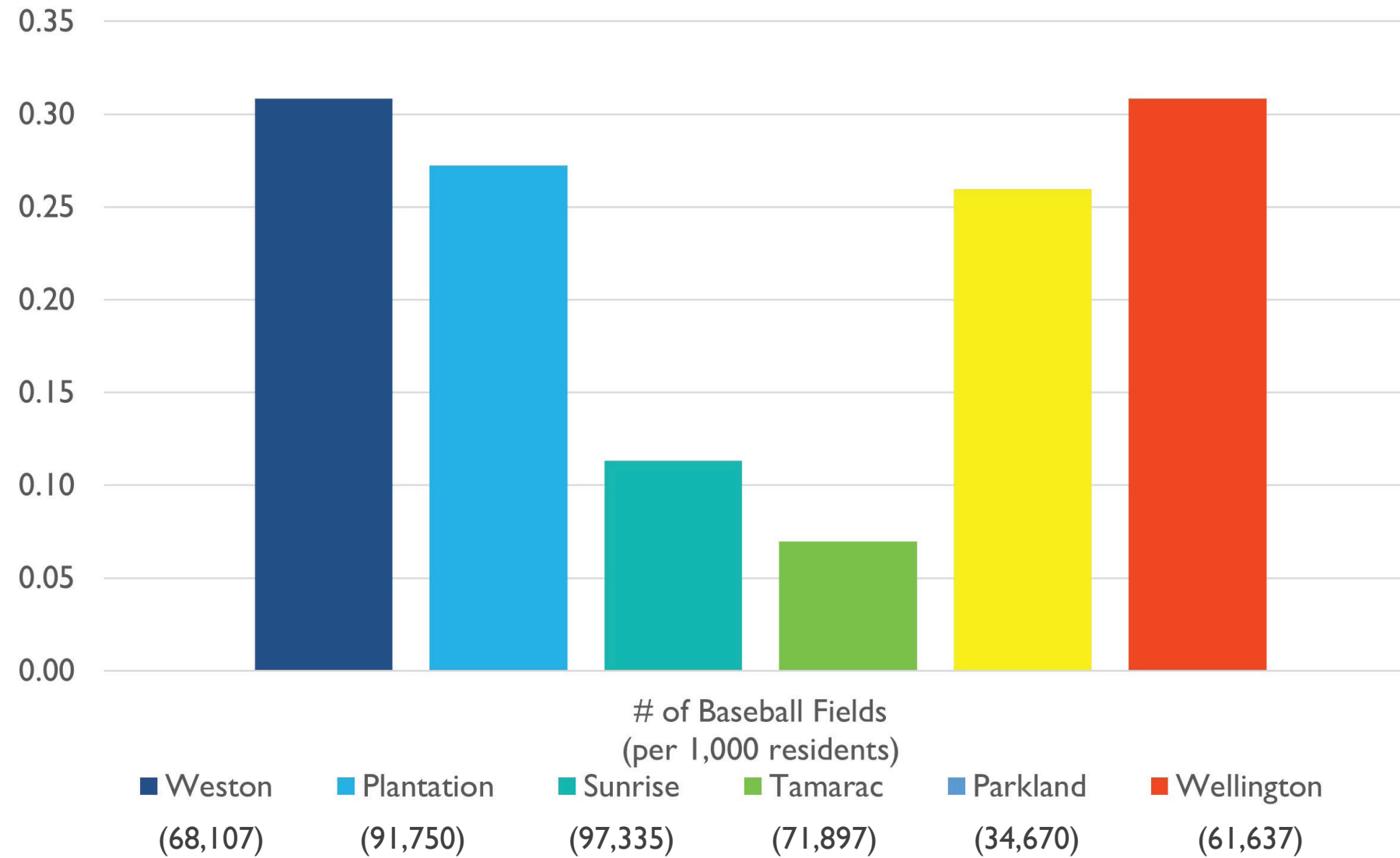
LEGEND:

	Meets Benchmarks
	Below Benchmarks

* Although this standard is not met by City facilities, Weston is composed of many gated communities that host private pools and playgrounds for its residents.

** Barkham at Markham Dog Park (partially funded by City of Weston) and Community Garden located at Markham County Park

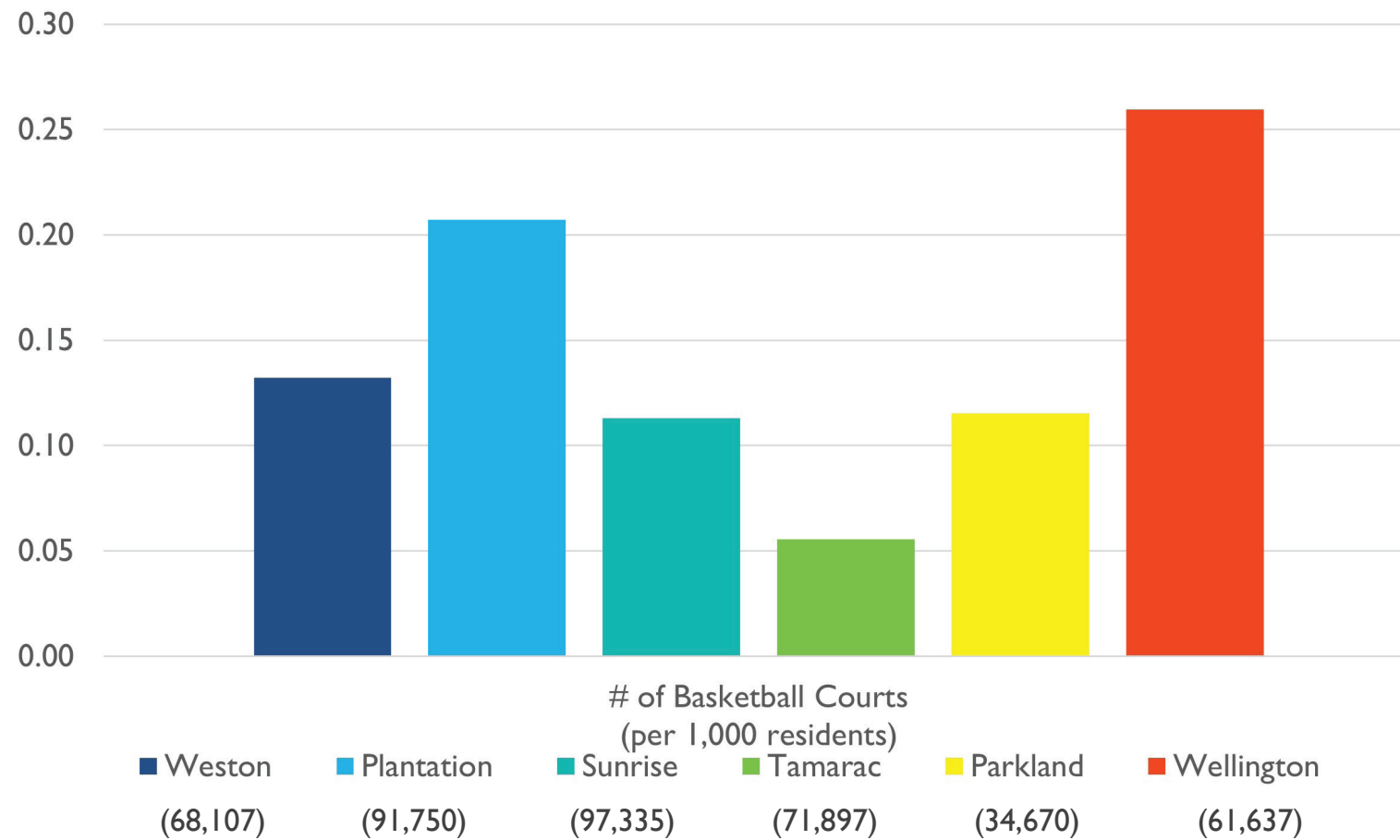
Baseball Fields Comparative Study



Above Average

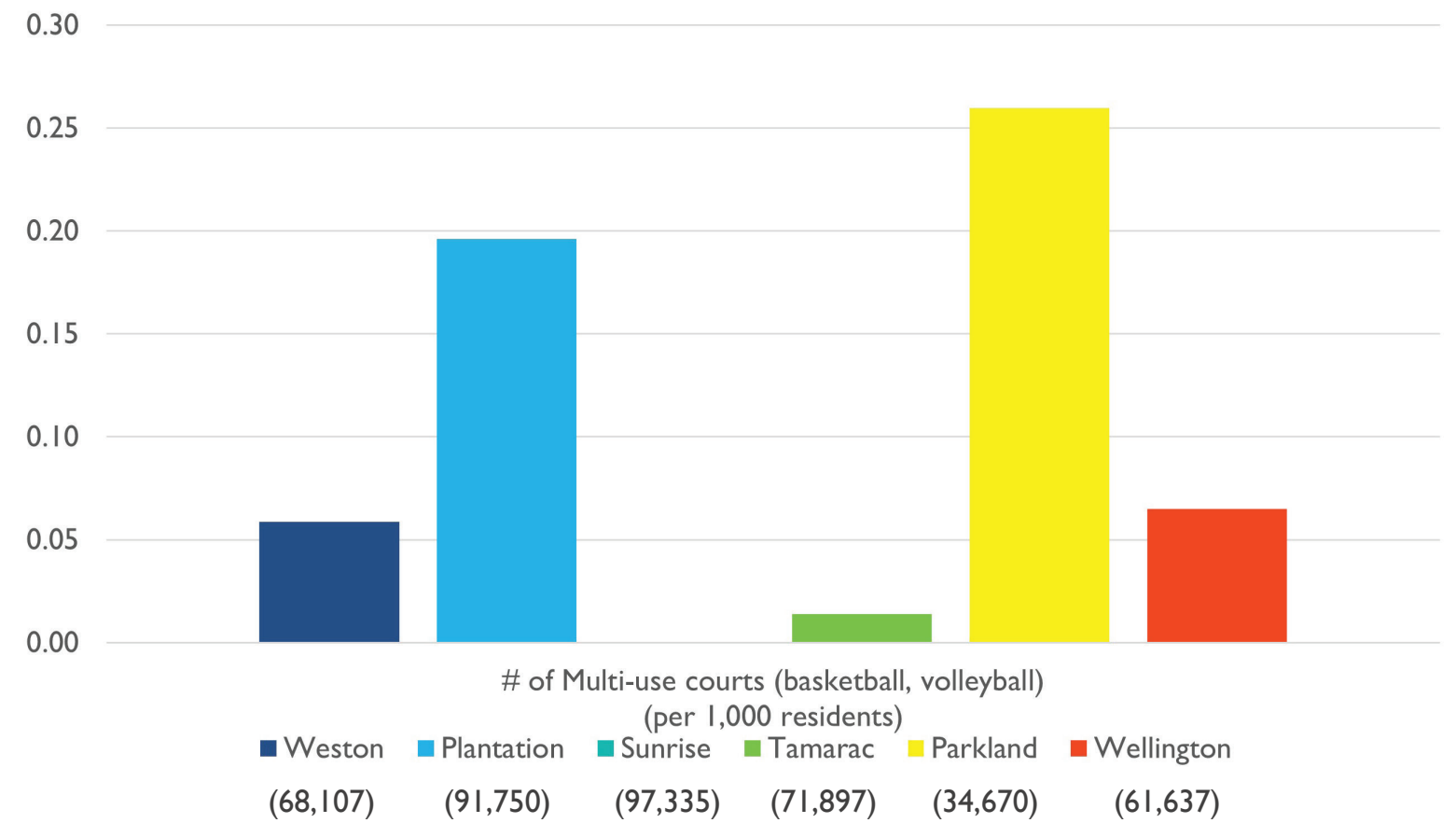
CITY FACILITIES COMPARATIVE STUDY

Basketball Courts Comparative Study



Below Average

Multi-Use Courts (Basketball, Volleyball) Comparative Study



Below Average

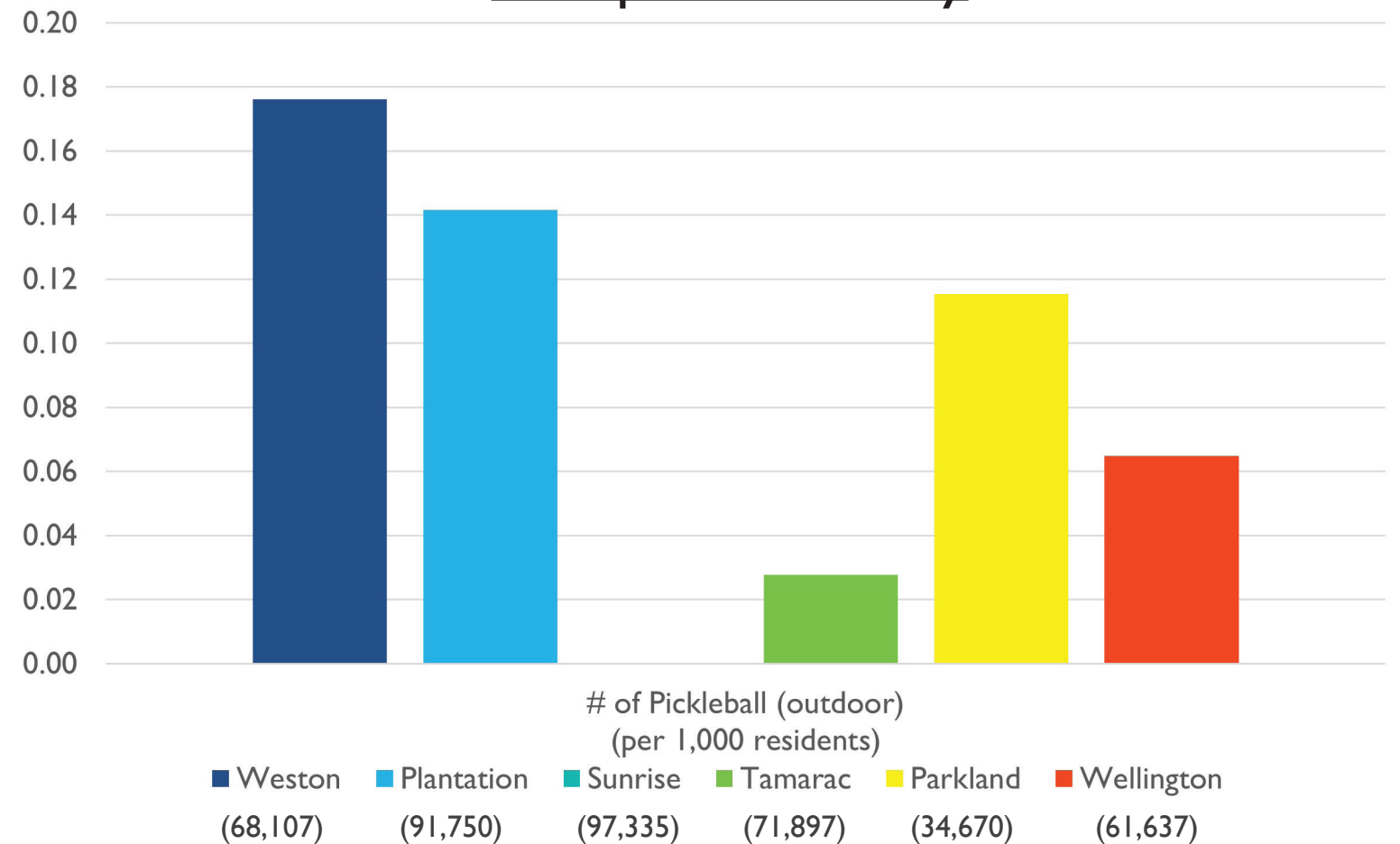
CITY FACILITIES COMPARATIVE STUDY

Tennis Courts (Outdoor) Comparative Study



Below Average

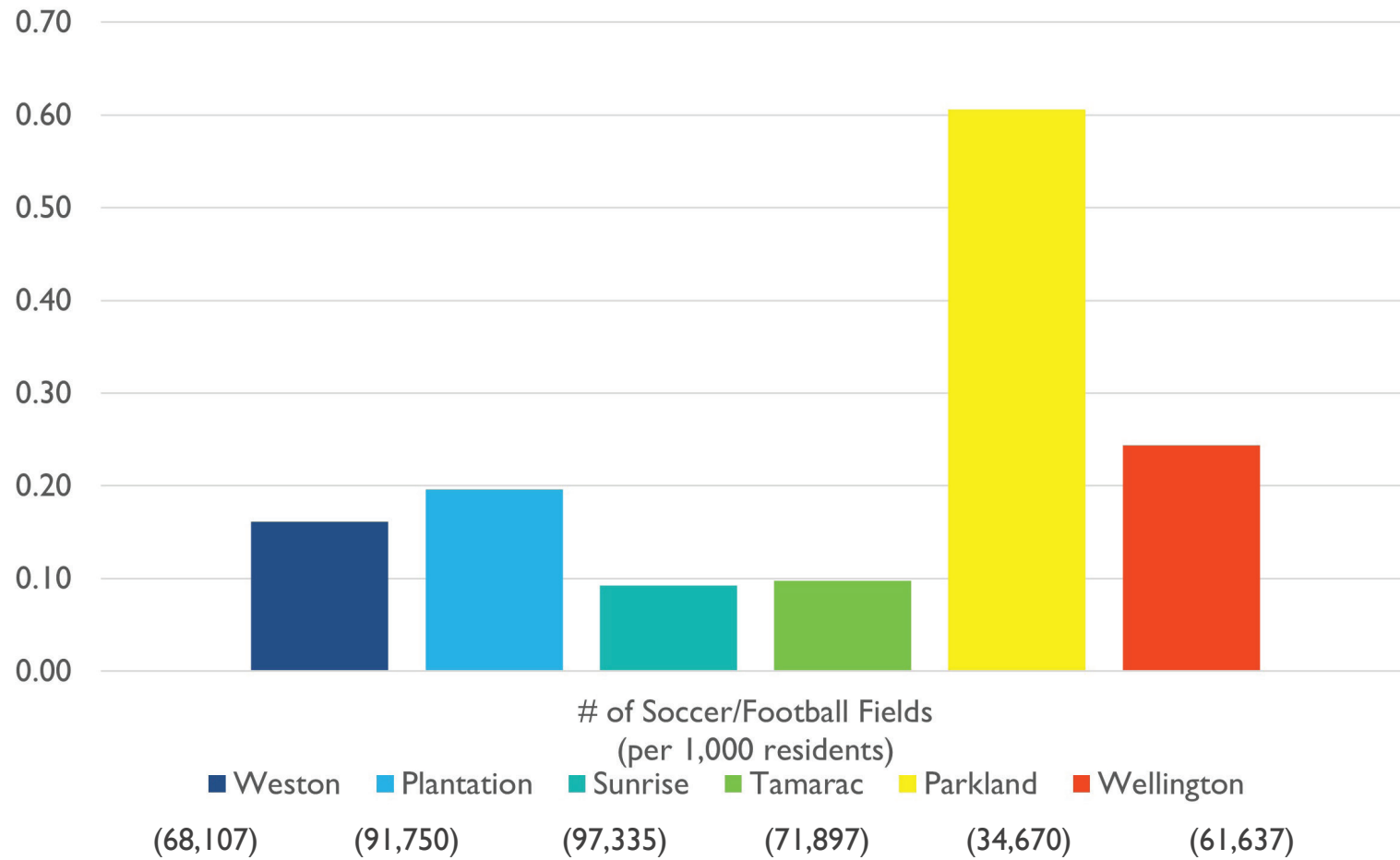
Pickleball Courts (Outdoor) Comparative Study



Above Average

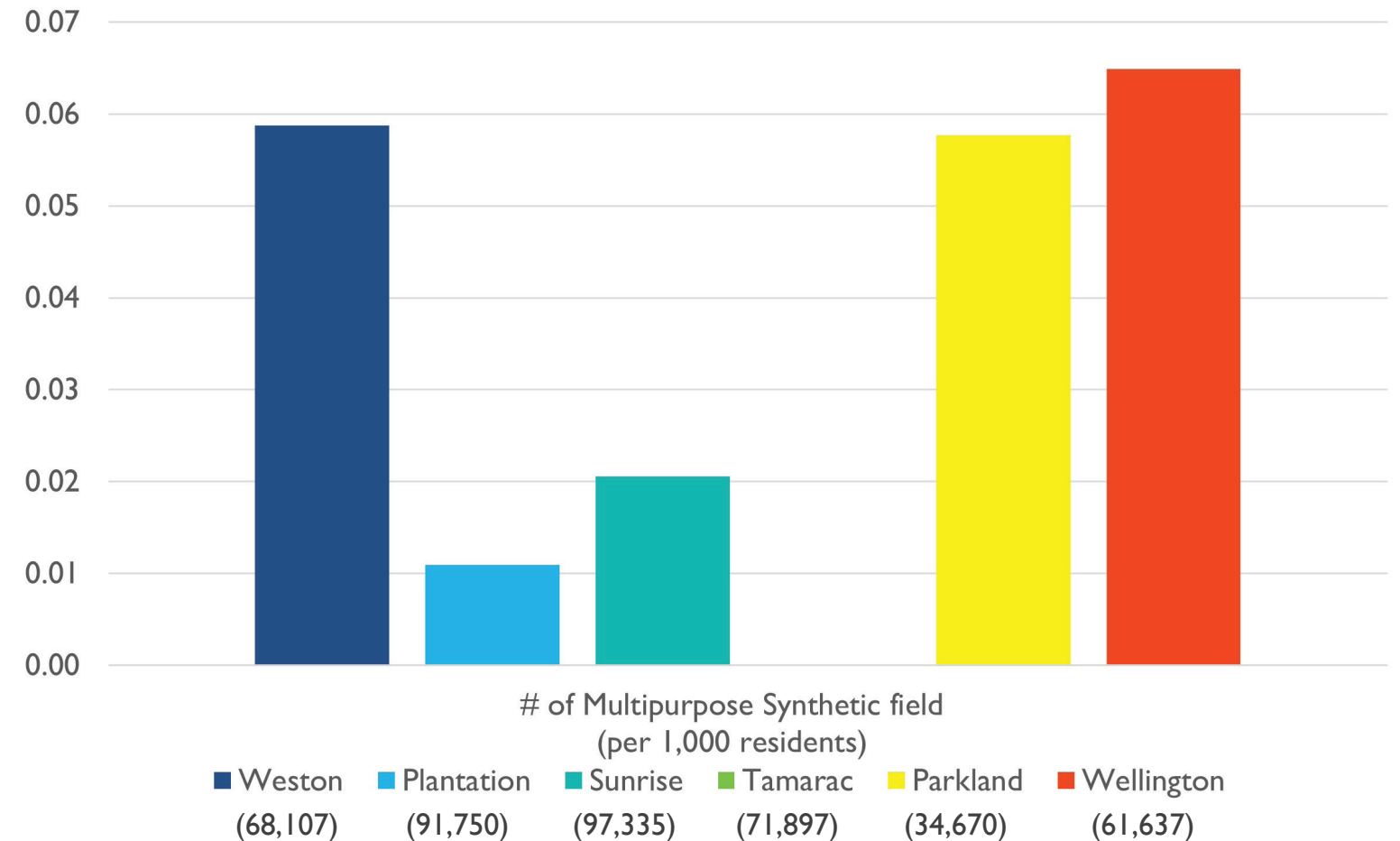
CITY FACILITIES COMPARATIVE STUDY

Soccer/Football Fields Comparative Study



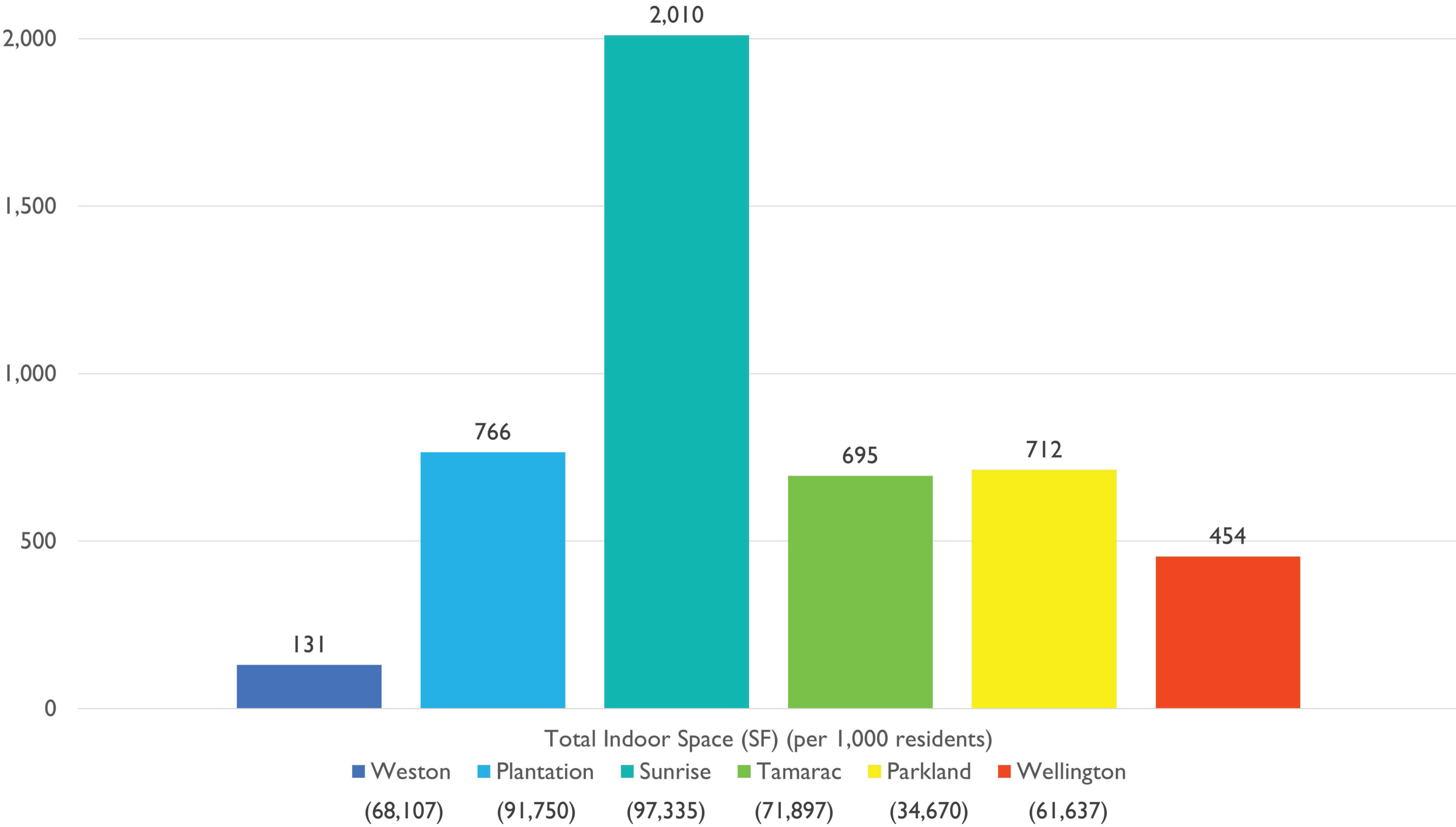
Below Average

Multipurpose Synthetic Fields Comparative Study



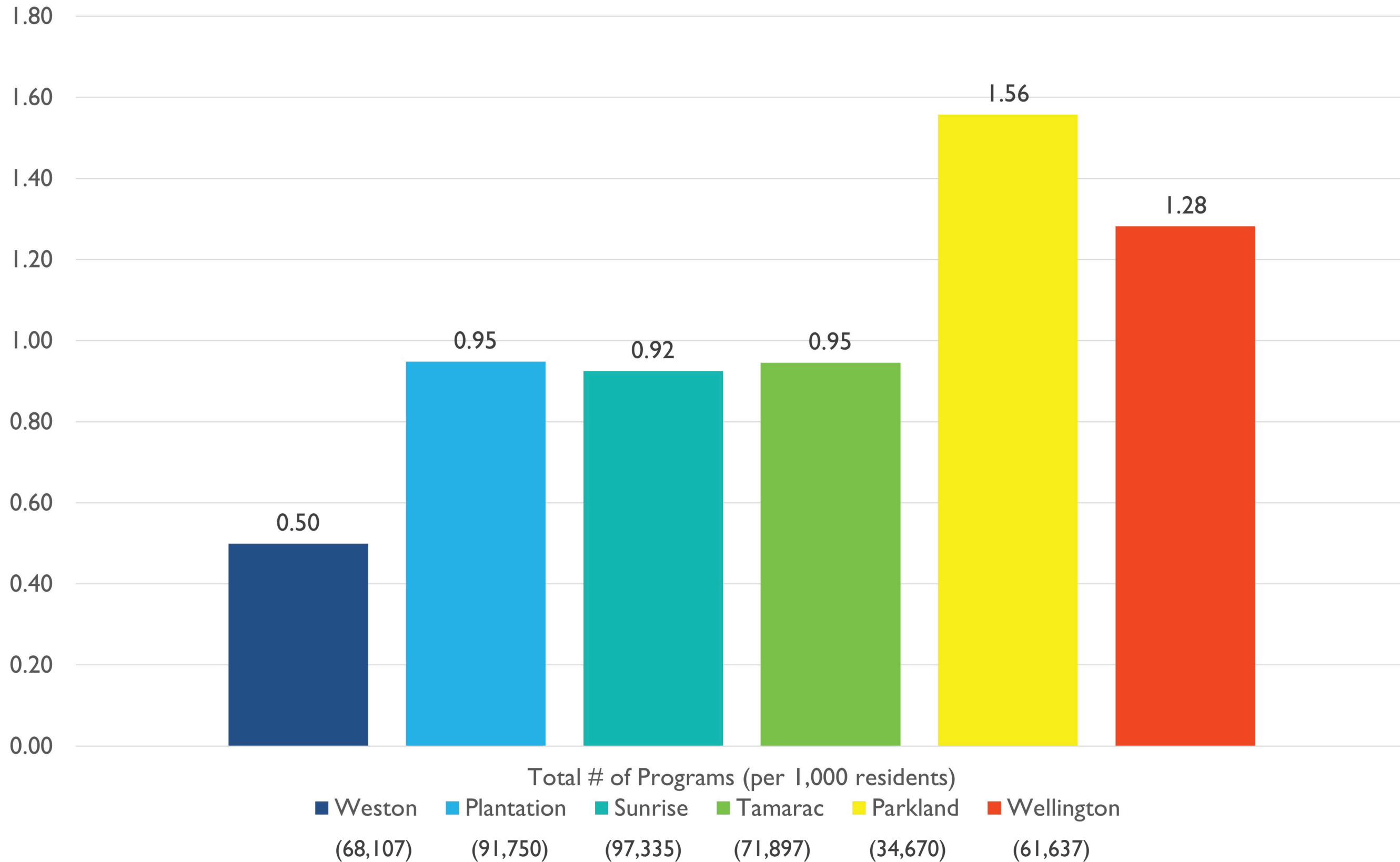
Above Average

COMMUNITY & RECREATION CENTER COMPARATIVE STUDY




Below Average

CITY PROGRAM COMPARATIVE STUDY



Below Average

PUBLIC WORKSHOP



Activities: Votes Received

Activity	Votes Received
Farmers Market	18
Gardening	11
Other	8
Art Shows	7
Golf	6
Performances	6
Tennis	6
Yoga	6
Canoeing/Kayaking	5
Cycling	5
Equestrian	5
Festivities	5
Pickleball	5
Swimming	5
Disc Golf	4
Walking/Running	4
Fitness/Weight Training	3
Picnicking	3
Volleyball	3
Football	2
Baseball/Softball	1
Fishing	1
Free Play	1
Lacrosse	1
Racquetball/Handball	1
Rugby	1
Soccer	1
Basketball	0
Birding	0
E-Sports	0

Programs: Votes Received

Program	Votes Received
Outdoor Concerts	11
Festivals	10
Adult Sports	9
Teen Programs	7
Art Classes	6
Movie Nights	6
Adaptive/Special Needs Programs	5
Music Classes	5
Youth Sports	5
Dance Classes	4
Educational Classes	4
Nature & Outdoor Programs	4
Performing Arts	4
Wellness Programs	4
Adult Programs (Non-Sports)	3
Cultural Events	3
Game Night	3
Languages	3
Aerobics/Exercise Classes	2
After-School Programs	2
Aquatic Programs	2
Fitness Programs	2
Intergenerational Programs (All Ages)	1
Martial Arts Classes	1
Mommy & Me Classes	1
Senior Classes	1
STEAM Classes	1
Youth Camps	1
Youth Programs (Non-Sports)	1
Other	0

Facilities: Votes Received

Facility	Votes Received
Dog Park	13
Amphitheater	10
Multi-purpose Field	9
Community Center	7
Community Garden	7
Outdoor Sports Court	7
Botanical/Butterfly Garden	6
Bank/Pier-Fishing	5
Golf Course	5
Indoor Racquet Courts	4
Meeting rooms	4
Nature Preserve	4
Recreation Center	4
Shelters/Pavilions	4
Performance Stage	4
Art/Music Rooms	3
Field House/ Gym	3
Indoor Aquatic	3
Picnic Areas (Tables, Grills)	3
Baseball/Softball Field	1
Outdoor Fitness Equipment	1
Gym/Weight Room	1
Multi-purpose Room	1
Multi-Use Trails	1
Playgrounds	1
Skate Park	1
Classrooms	0
Outdoor Aquatic	0
Science Room	0
Other	0

ONLINE PUBLIC SURVEY

THE CITY OF WESTON



PLEASE PARTICIPATE IN WESTON'S PARKS AND RECREATION MASTER PLAN SURVEY

Help us create the future of our parks!

- Give input on parks & facilities amenities, programs, and services.
- Identify priorities as we plan improvements for the next 10 years.



Your response is critical to planning, improving and maintaining Weston's parks, facilities, services & opportunities.

Visit the website or scan the QR code below, enter your unique identifier and begin.

WestonParksSurvey.org
Unique ID: XXXXX



Prefer a paper survey, or need help taking it online? Bring this postcard to the Weston Community Center at 20200 Saddle Club Road for assistance. (Optional)

Responses are confidential and collected by a 3rd party research firm at the direction of the City of Weston.

Questions? Email Kara Petty, Director of Parks and Recreation, at kpetty@westonfl.org

Primary methods:

1 = Statistically Valid (Invitation Survey)

Mailed survey with an option to complete online through password protected website

2 = Open Link Survey

Online survey available to all residents of the City

8,333 Surveys Delivered

1,292
Total completed surveys



157 - Invitation Surveys Completed
+/- 7.8%
Margin of Error



1,135 - Open Link Surveys Completed



c/o RRC Associates
P.O. Box 17880
Boulder, CO 80308

KEY FINDINGS

Overall Key Matrix

Key Issue - Rating Scale First Priority = 3 pts Second Priority = 2 pts Third Priority = 1 pt * Public Workshop counted for 2x times the pts *Public Survey counted for 3x times the pts	TOTAL	Qualitative Data								Quantitative Data		
		P & R LEADERSHIP	CITY COMMISSIONERS	P & R STAFF WORKSHOP	SPORTS ALLIANCE	YMCA	RACQUET CLUB	ARTS COUNCIL	PUBLIC WORKSHOP	SURVEY	NRPA BENCHMARKS	COMPARATIVE STUDY
Community Center/ Cultural Arts Center/ Recreation Center	28	3	3	3				3	4	6	3	3
Fields/Reconfigure (multipurpose)	18		1		3	2			4	6	2	
Indoor multipurpose flexible space	17	3	2			3		3		6		
Parking/reconfiguration	16		1	3	2			1		9		
Aquatic Facilities (pools, splashpad, etc.)	16		3						2	9		2
Farmers Market	15								6	9		
Playgrounds/ Refurbishment of outdated ones	15		1							9	3	2
Teen Programs	14			1		3			4	6		
Communication regarding facilities/programs/events	13	3	1					3		6		
Dog Park	12			2					6		2	2
Indoor Space for programs/events	12	2		3		1		3		3		
Restrooms/Update Restrooms	12			3						9		
Sport Courts (basketball, volleyball, etc.)	12								4	6		2
Facilities and Amenities (Updating/Replacement/Expanding)	11			2						9		
Festivals	11								2	9		
Public Courts (pickleball, tennis, padel, etc.)	11	2		3			2	1		3		
Shaded Outdoor Areas (playgrounds, picnic areas, shelters, etc.)	11		1		1					9		
Tennis Courts (public lighted)	11		3						2	3		3
Adult activities/sports	10			3					4	3		
Connectivity w/ Bike Paths	10			1						9		
Multi-generational Programs/ Activities	10		2		1			1		6		
Outdoor Event Space	10			2		2				6		
Picnic/Barbecue Areas	10				1					9		
Holiday Celebrations	9									9		
Multipurpose Paths	9									9		
Open Fields for free play/ Open Play Areas	9			3						6		
Amphitheater (accessible for elderly/special needs)	8							2	6			
Art and Music Programs	8							3	2	3		
Arts in the Park	8							2		6		
Community Garden/ Gardening	8								6		2	

Key Issue Rating Scale
 1st Priority = 3 points
 2nd Priority = 2 points
 3rd Priority = 1 point

Since the Public Workshop and Public Surveys represent a larger sampling of stakeholders, the ratings for key issues were given a multiple.

Public Workshop counted for 2x times the points
 Public Survey counted for 3x times the points

KEY FINDINGS

Overall Key Matrix

Key Issue - Rating Scale First Priority = 3 pts Second Priority = 2 pts Third Priority = 1 pt * Public Workshop counted for 2x times the pts *Public Survey counted for 3x times the pts	TOTAL	Qualitative Data								Quantitative Data		
		P & R LEADERSHIP	CITY COMMISSIONERS	P & R STAFF WORKSHOP	SPORTS ALLIANCE	YMCA	RACQUET CLUB	ARTS COUNCIL	PUBLIC WORKSHOP	SURVEY	NRPA BENCHMARKS	COMPARATIVE STUDY
Community Center/ Cultural Arts Center/ Recreation Center	28	3	3	3				3	4	6	3	3
Fields/Reconfigure (multipurpose)	18		1		3	2			4	6	2	
Indoor multipurpose flexible space	17	3	2			3		3		6		
Parking/reconfiguration	16		1	3	2			1		9		
Aquatic Facilities (pools, splashpad, etc.)	16		3					2		9		2
Farmers Market	15								6	9		
Playgrounds/ Refurbishment of outdated ones	15		1							9	3	2
Teen Programs	14			1		3			4	6		
Communication regarding facilities/programs/events	13	3	1					3		6		
Dog Park	12			2					6		2	2
Indoor Space for programs/events	12	2		3		1		3		3		
Restrooms/Update Restrooms	12			3						9		
Sport Courts (basketball, volleyball, etc.)	12								4	6		2


The top 6 Key Issues from the Key Issue Matrix are the following:

- Need for Community Center/ Cultural Arts Center/ Recreation Center
- Lack of indoor multipurpose flexible space
- Reconfiguration of Sports Field and the need for additional fields
- Additional playgrounds/ Refurbishment of outdated playgrounds
- Creation of recurrent Farmers Market
- Parking Improvements and Additional Parking

GENERAL RECOMMENDATIONS



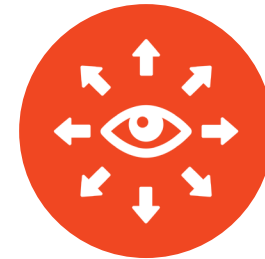
Maintain and improve existing City parks & facilities



Continue to survey the needs of the current & future community



Provide a multi-functional Community Center



Continue to improve awareness of recreational programs and events



Provide Multi-purpose flexible indoor space



Identify & establish partnerships to expand recreational services



Provide Multi-purpose fields & courts



Expand arts and cultural events / programs

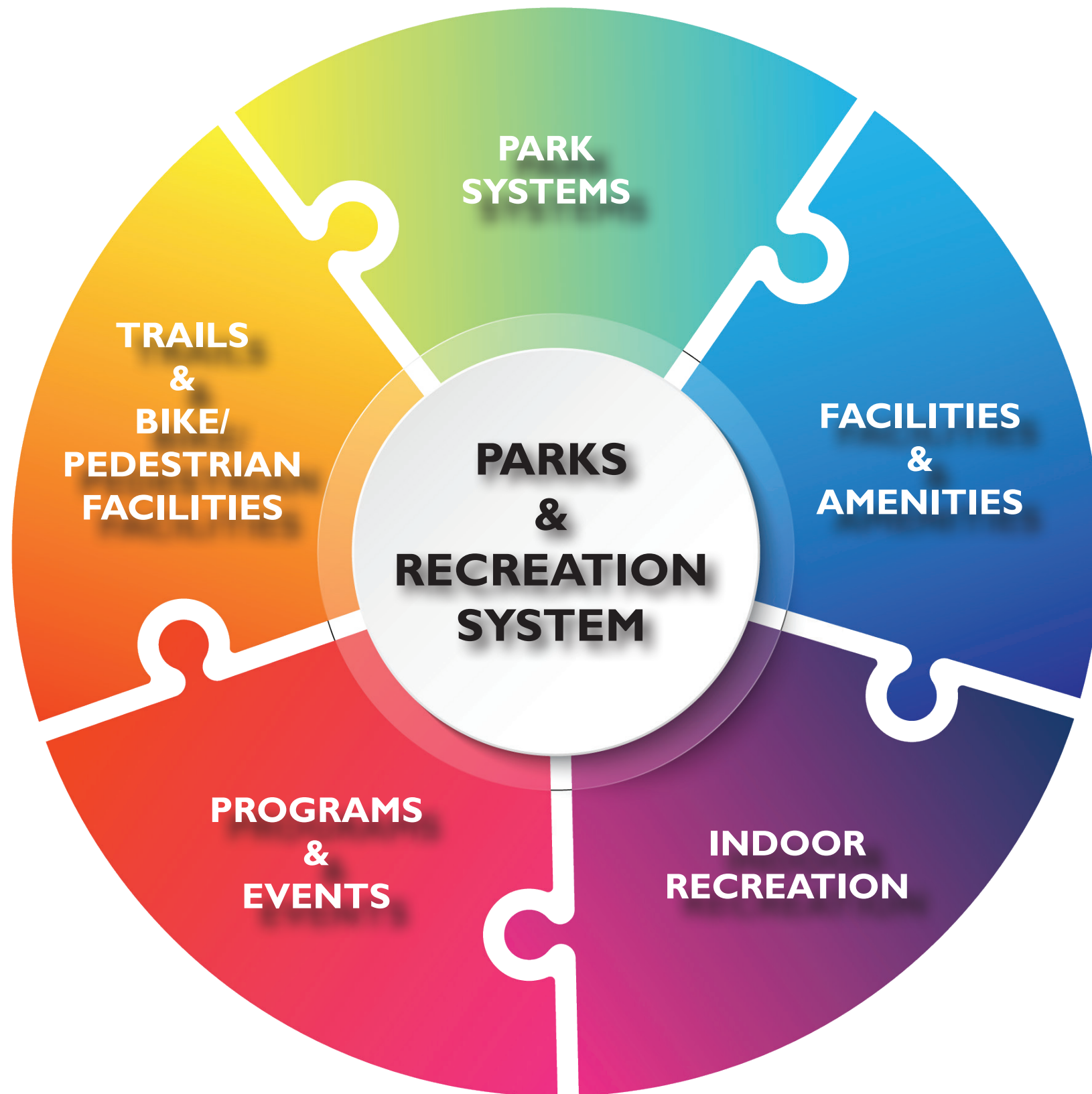


Provide multi-functional open space



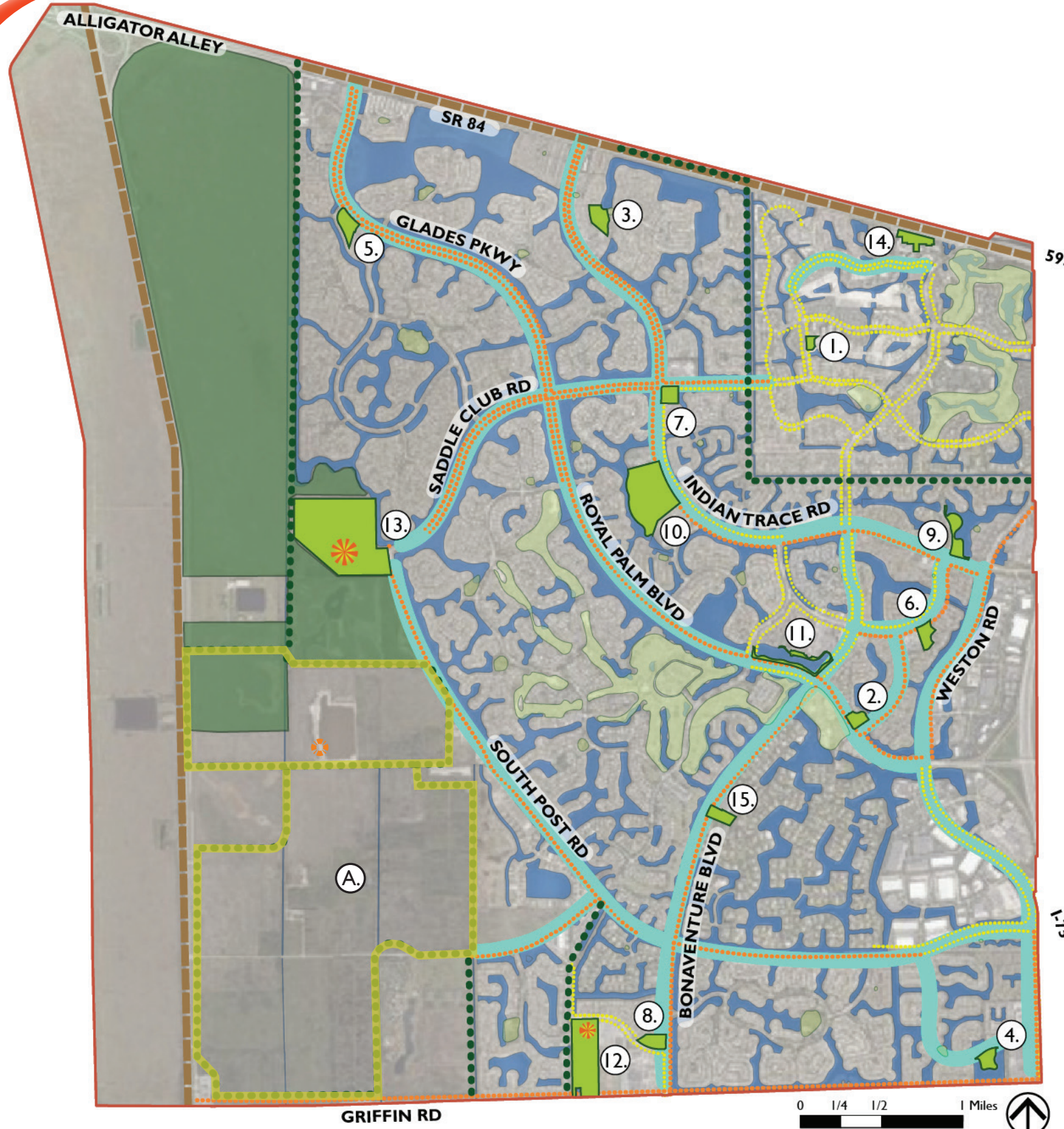
Provide diverse programs

VISION SUBSYSTEMS












1. Park Systems - Communication methods, marketing, wi-fi at parks, partnerships, signage and accessibility.
2. Facilities & Amenities - Athletic fields, courts, playgrounds, shade structures, pavilions, restrooms and parking.
3. Indoor Recreation - Community Center, Recreation Center/Gymnasium and meeting rooms.
4. Programs & Events - multi-generational programs, fitness programs, arts & crafts programs, classes, festivals, concerts, holiday celebrations and cultural events.
5. Trails & Bike/Pedestrian Facilities - Greenways, bike paths, multi-purpose paths and trails.

PARKS PLAN VISION OVERALL MAP



LEGEND:

- | | | | |
|---|--------------------------|---|--|
|  | City of Weston Boundary |  | City Parks |
|  | Existing Sidewalk |  | Conservation Wetland Mitigation Area |
|  | Existing Shared Use Path |  | Proposed C-II Impoundment project Berm Trail |
|  | Existing Bike Lane |  | Proposed Unpaved Trail |
|  | Existing Paved Shoulder |  | Proposed Recreation Buildings |

City Parks

- | | |
|-------------------------|--------------------------|
| 1. Bonaventure Park | 9. Peace Mound Park |
| 2. Country Isles Park | 10. Tequesta Trace Park |
| 3. Eagle Point Park | 11. Town Center Park |
| 4. Emerald Estates Park | 12. Vista Park |
| 5. Gator Run Park | 13. Weston Regional Park |
| 6. Heron Park | 14. Weston Racquet Club |
| 7. Indian Trace Park | 15. Windmill Ranch Park |
| 8. Library Park | |

* Note: Parks are listed alphabetically

State Recreation Area

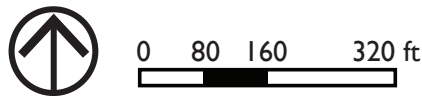
A. C-II Impoundment Area

The C-II impoundment areas will have recreational elements

REGIONAL PARK IMPROVEMENTS



- Proposed Improvements Legend**
- 1. Community Center & Backyard
 - 1a. Amphitheater
 - 1b. Additional Parking
 - 2. Central Playground
 - 3. Multipurpose Building
 - 4. Shaded Fitness Playground
 - 5. Multipurpose Artificial Turf Fields
 - 6. Baseball Artificial Turf Fields
 - 7. Hockey Rink/ Turf
 - 8. Pickleball Courts
 - 9. Shade Structure
 - 10. Trailhead
 - 11. Exit Road

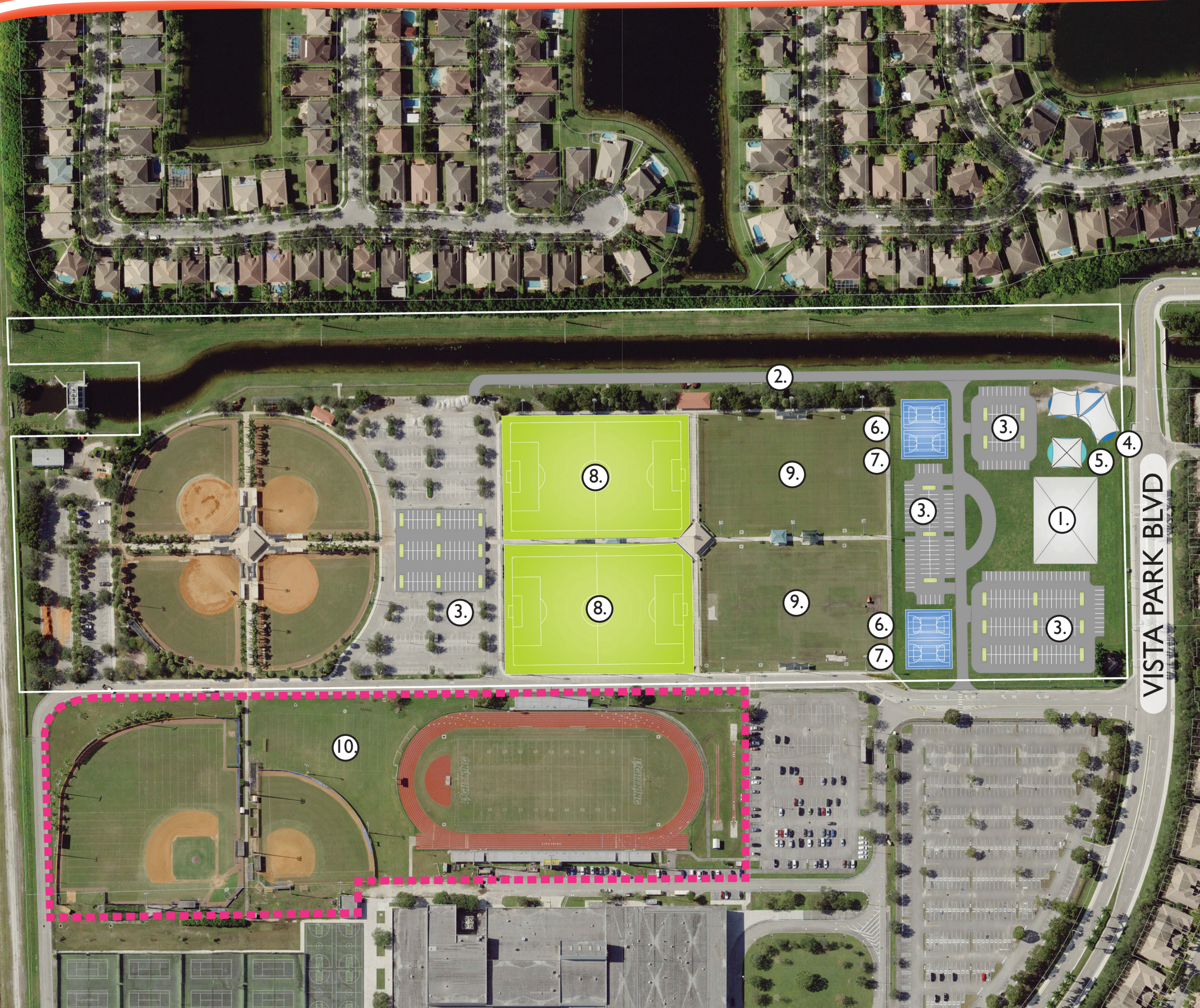


REGIONAL PARK IMPROVEMENTS COST

Indoor Amenity/ Service	Unit	QTY.	Unit Price	Total
Renovation of existing Community Center	SF	8,000	\$200	\$1,600,000
New Community Center at Regional Park (Building, Backyard, and Site)	LS	1	\$34,000,000	\$34,000,000
Total:				\$35,600,000

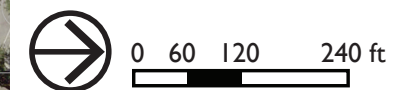
Amenity/ Service	Unit	QTY.	Unit Price	Total
Land Preparation (earthwork)	SF	610,000	\$2	\$1,220,000
Utilities	SF	610,000	\$3	\$1,830,000
Landscaping & Irrigation	SF	610,000	\$2.5	\$1,525,000
Site Lighting/ Parking Lot	LS	1	\$250,000	\$250,000
Sports Lighting (art. turf, pickle, hockey)	LS	1	\$800,000	\$800,000
Shade Structure	LS	1	\$900,000	\$900,000
Roadway/Pavement (24' drive typical)	LF	550	\$95	\$52,250
Paths (6 ft. wide)	LF	1000	\$30	\$30,000
Artificial Field Small (130 x 75)	EA	1	\$150,000	\$150,000
Artificial Field	EA	2	\$750,000	\$1,500,000
Pickleball Court	EA	28	\$50,000	\$1,400,000
Baseball Field Repurpose to Art Turf Multi-purpose	EA	3	\$1,500,000	\$4,500,000
Hockey Rink	EA	1	\$1,000,000	\$1,000,000
Shaded Playground Upgrade	EA	1	\$700,000	\$700,000
Site Amenities	EA	25	\$5,000	\$125,000
Traihead (gates,shelter, bikewash, fixit)	EA	1	\$150,000	\$150,000
Design and Permitting	LS	1	10%	\$1,613,225
Construction Mobilization & Administration	LS	1	10%	\$1,613,225
Total :				\$19,358,700

VISTA PARK IMPROVEMENTS



Proposed Improvements Legend

1. Recreation Center/ Gymnasium/Indoor Track
2. Exit Drive
3. Additional Parking
4. Shaded Playground
5. Splashpad
6. Multipurpose Courts
7. Shade Structure
8. Soccer Artificial Turf Conversion
9. 2023 CIP Soccer Artificial Turf Conversion
10. Joint Use Agreement with Cypress Bay High School for Athletic Fields.



VISTA PARK IMPROVEMENTS COST

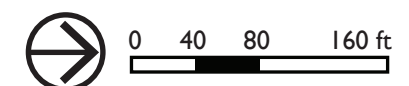
Indoor Amenity/ Service	Unit	QTY.	Unit Price	Total
Recreation Center/Gymnasium: multipurpose gymnasium (3 basketball courts and upstairs track), Fitness/Activity Room and 3 multipurpose rooms	SF	40,000	\$600	\$24,000,000
Site Improvements	LS	1	\$2,000,000	\$2,000,000
Total:				\$26,000,000

Amenity/ Service	Unit	QTY.	Unit Price	Total
Land Preparation (earthwork)	SF	576,500	\$2	\$1,153,000
Utilities	SF	576,500	\$3	\$1,729,500
Landscaping & Irrigation	SF	576,500	\$2.50	\$1,441,250
Site Lighting/ Parking Lot	LS	1	\$350,000	\$350,000
Sports Lighting (multi purpose courts)	LS	1	\$200,000	\$200,000
Parking Area	SPACE	375	\$4,000	\$1,500,000
Shelter (20x20) near splashpad and playground	EA	1	\$200,000	\$200,000
Shade Structure	LS	1	\$450,000	\$450,000
Roadway/Pavement (24' drive typical)	LF	2000	\$125	\$250,000
Paths (6 ft. wide)	LF	1000	\$30	\$30,000
Artificial Field	EA	2	\$750,000	\$1,500,000
Multipurpose Court	EA	4	\$100,000	\$400,000
Shaded Playground	EA	1	\$600,000	\$600,000
Splash Pad	EA	1	\$500,000	\$500,000
Site Amenities	EA	25	\$5,000	\$125,000
Design and Permitting	LS	1	10%	\$1,042,875
Construction Mobilization & Administration	LS	1	10%	\$1,042,875
Total:				\$12,514,500

EAGLE POINT PARK IMPROVEMENTS



- Proposed Improvements Legend**
- 1. Playground Upgrade (2023 CIP)
 - 2. Restroom
 - 3. Paver Parking
 - 4. Paths
 - 5. Shelter
 - 6. Open Play Field
 - 7. Multipurpose Courts
 - 8. Sand Volleyball Courts



EAGLE POINT PARK IMPROVEMENTS COST

Amenity/ Service	Unit	QTY.	Unit Price	Total
Land Preparation (earthwork)	SF	175,000	\$2	\$350,000
Utilities	SF	175,000	\$3	\$525,000
Landscaping & Irrigation	SF	175,000	\$2.50	\$437,500
Site Lighting/ Parking Lot	LS	1	\$175,000	\$175,000
Parking Area (Pavers)	SPACE	22	\$6,000	\$132,000
Restrooms	SF	800	\$250	\$200,000
Shelter (20x20)	EA	3	\$200,000	\$600,000
Roadway/Pavement (N. Lakes)	LS	1	\$250,000	\$250,000
Paths (6 ft. wide)	LF	1000	\$30	\$30,000
Multipurpose Field (240 x 130)	EA	1	\$400,000	\$400,000
Multipurpose Court	EA	2	\$100,000	\$200,000
Sand Volleyball Court	EA	2	\$50,000	\$100,000
Baseball Field Improvements	EA	1	\$250,000	\$250,000
Site Amenities	EA	15	\$5,000	\$75,000
Design and Permitting	LS	1	10%	\$372,450
Construction Mobilization & Administration	LS	1	10%	\$372,450
			Total:	\$4,469,400

WINDMILL PARK IMPROVEMENTS



Proposed Improvements Legend

- 1. Playground Upgrade
- 2. Shaded Fitness Area
- 3. Restroom
- 4. Paver Parking
- 5. Paths
- 6. Open Play Field
- 7. Multipurpose Court
- 8. Pickleball Courts



0 30 60 120 ft

WINDMILL PARK IMPROVEMENTS COST

Amenity/ Service	Unit	QTY.	Unit Price	Total
Land Preparation (earthwork)	SF	198,000	\$2	\$396,000
Utilities	SF	198,000	\$3	\$594,000
Landscaping & Irrigation	SF	198,000	\$2.50	\$495,000
Site Lighting/ Parking Lot	LS	1	\$200,000	\$200,000
Parking Area (Pavers)	SPACE	15	\$6,000	\$90,000
Restrooms	SF	800	\$250	\$200,000
Paths (6 ft. wide)	LF	2500	\$30	\$75,000
Multipurpose Field (240 x 130)	EA	1	\$400,000	\$400,000
Multipurpose Court	EA	1	\$100,000	\$100,000
Pickleball Court	EA	1	\$50,000	\$50,000
Shaded Playground Upgrade	EA	1	\$400,000	\$400,000
Shaded Fitness Area	EA	1	\$400,000	\$400,000
Site Amenities	EA	15	\$5,000	\$75,000
Design and Permitting	LS	1	10%	\$347,500
Construction Mobilization & Administration	LS	1	10%	\$347,500
			Total:	\$4,170,000

HERON PARK IMPROVEMENTS



Proposed Improvements Legend

1. Playground Upgrade
2. Shaded Fitness Area
3. Restroom
4. Paver Parking
5. Paths
6. Open Play Field
7. Multipurpose Courts
8. Relocated Baseball/ Softball Field



0 30 60 120 ft

HERON PARK IMPROVEMENTS COST

Amenity/ Service	Unit	QTY.	Unit Price	Total
Land Preparation (earthwork)	SF	230,000	\$2.50	\$575,000
Utilities	SF	230,000	\$3	\$690,000
Landscaping & Irrigation	SF	230,000	\$2.50	\$575,000
Site Lighting/ Parking Lot	LS	1	\$175,000	\$175,000
Parking Area (Pavers)	SPACE	22	\$6,000	\$132,000
Restrooms	SF	800	\$250	\$200,000
Paths (6 ft. wide)	LF	2000	\$30	\$60,000
Multipurpose Field	EA	1	\$400,000	\$400,000
Multipurpose Court	EA	2	\$100,000	\$200,000
Baseball Field Improvements	EA	1	\$450,000	\$450,000
Shaded Playground	EA	1	\$450,000	\$450,000
Shaded Fitness Area	EA	1	\$400,000	\$400,000
Site Amenities	EA	15	\$5,000	\$75,000
Design and Permitting	LS	1	10%	\$438,200
Construction Mobilization & Administration	LS	1	10%	\$438,200
			Total:	\$5,258,400

TEQUESTA TRACE PARK IMPROVEMENTS



Proposed Improvements Legend

1. Locker Room
2. Services Yard
3. Multipurpose Artificial Turf Fields
4. Tequesta Trace Middle School Pickleball Courts and Multipurpose Field
5. Nature Walk




0 80 160 320 ft

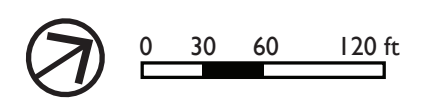
TEQUESTA TRACE PARK IMPROVEMENTS COST

Amenity/ Service	Unit	QTY.	Unit Price	Total
Land Preparation (earthwork)	SF	100,500	\$2	\$201,000
Utilities	SF	100,500	\$3	\$301,500
Landscaping & Irrigation	SF	100,500	\$2.50	\$251,250
Site Lighting/ Parking Lot	LS	1	\$50,000	\$50,000
Locker Room Facility	SF	2500	\$350	\$875,000
Roadway/Pavement	LF	2000	\$95	\$190,000
Paths (6 ft. wide)	LF	1500	\$30	\$45,000
Baseball Field Repurpose to Art Turf Multipurpose	EA	1	\$1,500,000	\$1,500,000
Maintenance Yard	LS	1	\$250,000	\$250,000
Design and Permitting	LS	1	10%	\$366,375
Construction Mobilization & Administration	LS	1	10%	\$366,375
			Total:	\$4,396,500

COUNTRY ISLES PARK IMPROVEMENTS




- Proposed Improvements Legend
- 1. Playground Upgrade
 - 2. Restroom
 - 3. Shelters
 - 4. Paths



COUNTRY ISLES PARK IMPROVEMENTS COST

Amenity/ Service	Unit	QTY.	Unit Price	Total
Land Preparation (earthwork)	SF	35,000	\$2	\$70,000
Utilities	SF	35,000	\$3	\$105,000
Landscaping & Irrigation	SF	35,000	\$2.50	\$87,500
Site Lighting/ Parking Lot	LS	1	\$150,000	\$150,000
Restrooms	SF	800	\$250	\$200,000
Shelter (20x20)	EA	2	\$200,000	\$400,000
Paths (6 ft. wide)	LF	750	\$30	\$22,500
Shaded Playground Upgrade	EA	1	\$400,000	\$400,000
Site Amenities	EA	10	\$5,000	\$50,000
Design and Permitting	LS	1	10%	\$148,500
Construction Mobilization & Administration	LS	1	10%	\$148,500
			Total:	\$1,782,000

GATOR RUN PARK IMPROVEMENTS



Proposed Improvements Legend

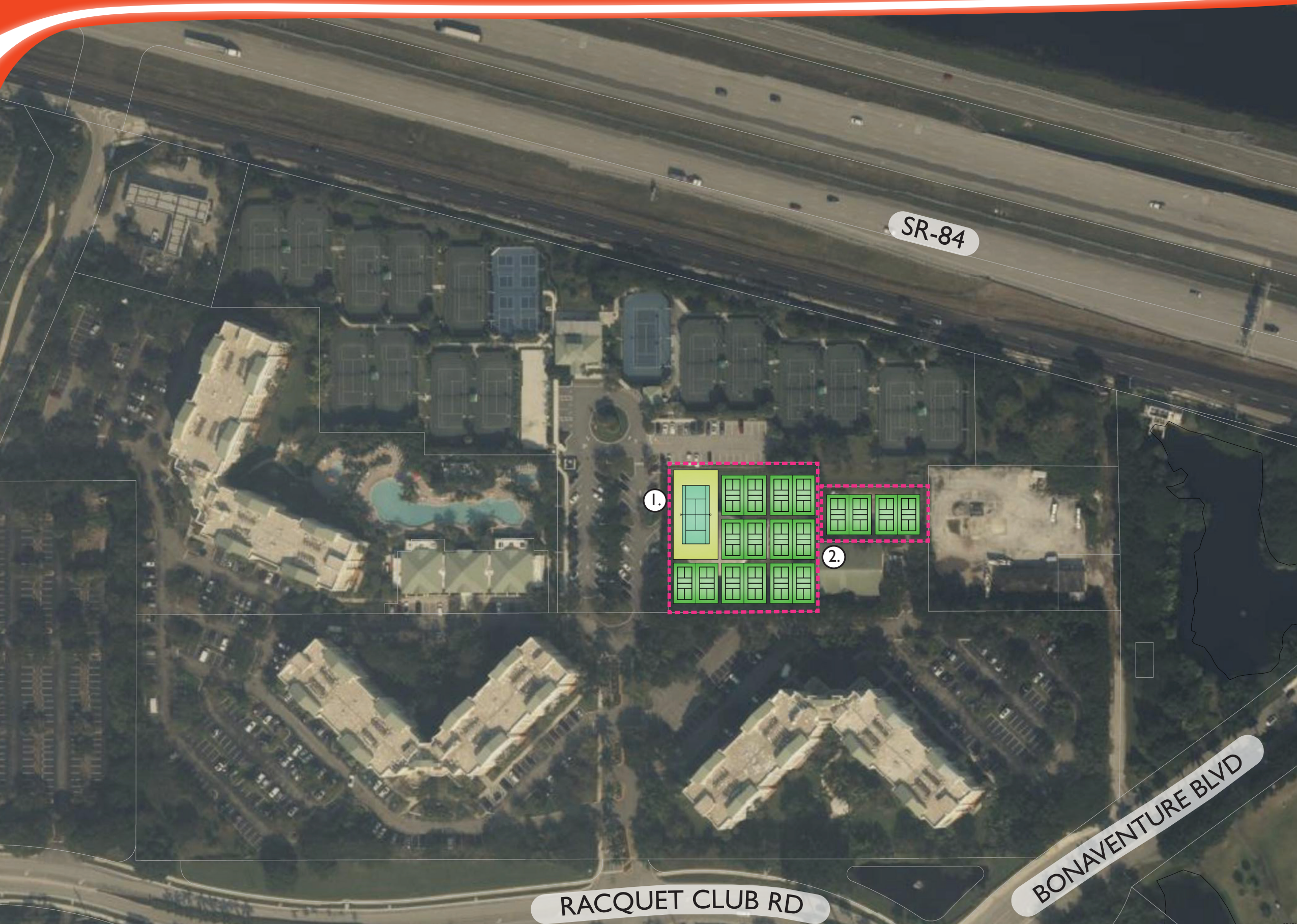
1. Playground Upgrade (2023 CIP)
2. Multipurpose Courts
3. Paver Parking



GATOR RUN PARK IMPROVEMENTS COST

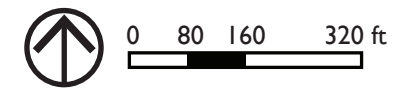
Amenity/ Service	Unit	QTY.	Unit Price	Total
Land Preparation (earthwork)	SF	26,000	\$2	\$52,000
Utilities	SF	26,000	\$3	\$78,000
Landscaping & Irrigation	SF	26,000	\$2.50	\$65,000
Site Lighting/ Parking Lot	LS	1	\$150,000	\$150,000
Parking Area (Pavers)	SPACE	32	\$6,000	\$192,000
Multipurpose Court	EA	2	\$100,000	\$200,000
Design and Permitting	LS	1	10%	\$73,700
Construction Mobilization & Administration	LS	1	10%	\$73,700
			Total:	\$884,400

WESTON RACQUET CLUB IMPROVEMENTS



Proposed Improvements Legend

- 1. Tennis Court
- 2. Pickleball Courts
- Not currently owned by the City



WESTON RACQUET CLUB IMPROVEMENTS COST

Amenity/ Service	Unit	QTY.	Unit Price	Total
Racquet Club adjacent properties (City of Sunrise Lift Station & Continental Vision of Jax)	LS	1	\$500,000	\$500,000
Total:				\$500,000

Amenity/ Service	Unit	QTY.	Unit Price	Total
Land Preparation (earthwork)	SF	60,000	\$2	\$120,000
Utilities	SF	60,000	\$3	\$180,000
Landscaping & Irrigation	SF	60,000	\$2	\$150,000
Site Lighting/ Parking Lot	LS	1	\$25,000	\$25,000
Sports Lighting (tennis and pickle)	LS	1	\$300,000	\$300,000
Paths (6 ft. wide)	LF	500	\$30	\$15,000
Tennis Court	EA	1	\$100,000	\$100,000
Pickleball Court	EA	16	\$50,000	\$800,000
Design and Permitting	LS	1	10%	\$169,000
Construction Mobilization & Administration	LS	1	10%	\$169,000
Total:				\$2,028,000

IMPLEMENTATION PLAN COST

1

SHORT TERM (1-3 YRS)

NEW DEVELOPMENT

- Regional Park Community Center
- Marketing
- ADA accessibility
- Program and Services
- Special Programming Equipment
- Neighborhood Events
- Cultural Events
- Greenways
- Signage

IMPROVEMENTS

- Eagle Point Park
- Gator Run Park
- Bonaventure Park

2

MID-TERM (4-6 YRS)

NEW DEVELOPMENT

- Vista Park Recreation Center
- Marketing
- ADA accessibility
- Program and Services
- Special Programming Equipment
- Neighborhood Events
- Cultural Events
- Signage

IMPROVEMENTS

- Windmill Ranch Park
- Heron Park

3

LONG TERM (7-10 YRS)

NEW DEVELOPMENT

- Marketing
- ADA accessibility
- Program and Services
- Special Programming Equipment
- Neighborhood Events
- Cultural Events

IMPROVEMENTS

- Tequesta Park
- Country Isles
- Racquet Club

IMPLEMENTATION PLAN



I: Park Systems

- Update marketing and brand campaign
- Expand wi-fi
- Diversify methods of communication (@Play, email, mobile application, City website, social media, etc.)
- Expand partnership opportunities with schools, private & non-profit organizations
- Further enhance and expand signage agency-wide
- Continue to improve ADA accessibility

Subtotal of I. Park Systems:			
SHORT TERM (1-3YRS)	MID-TERM (4-6YRS)	LONG TERM (7-10YRS)	TEN YEAR TOTAL
\$780,000	\$572,500	\$420,000	\$1,772,500



2: Facilities and Amenities

- Improve existing facilities
- Refines and expand recreational facilities
- New facilities and amenities
- Acquisition of property
- Upgrade convenience & customer service amenities
- Destination park amenities

Subtotal of 2. Facilities and Amenities:			
SHORT TERM (1-3YRS)	MID-TERM (4-6YRS)	LONG TERM (7-10YRS)	TEN YEAR TOTAL
\$24,832,500	\$21,942,900	\$8,706,500	\$55,481,900



3: Indoor Recreation

- Community Center
- Recreation Center
- Multi functional indoor space
- Additional indoor program space (furniture, sports equipment, computers, etc.)

Subtotal of 3. Indoor Recreation:			
SHORT TERM (1-3YRS)	MID-TERM (4-6YRS)	LONG TERM (7-10YRS)	TEN YEAR TOTAL
\$35,020,000	\$28,650,000	\$80,000	\$63,750,000



4: Programs and Events

- Multi-generational programs
- Accessible inclusive programs
- Neighborhood events
- Cultural events

Subtotal of 4. Programs and Events:			
SHORT TERM (1-3YRS)	MID-TERM (4-6YRS)	LONG TERM (7-10YRS)	TEN YEAR TOTAL
\$1,080,000	\$1,040,000	\$1,340,000	\$3,460,000



5: Trails & Bike/ Pedestrian Facilities

- Expand greenways and trails
- Additional trailheads and signage

Subtotal of 5. Trails & Bike/Pedestrian Facilities:

SHORT TERM (1-3YRS)	MID-TERM (4-6YRS)	LONG TERM (7-10YRS)	TEN YEAR TOTAL
\$100,000	\$50,000	\$0	\$150,000

IMPLEMENTATION PLAN COST

Grand Total:	SHORT TERM (1-3YRS)	MID-TERM (4-6YRS)	LONG TERM (7-10YRS)	TEN YEAR TOTAL
	\$61,812,500	\$52,255,400	\$10,546,500	\$124,614,400
*Grand Total:	\$84,992,188	\$81,649,063	\$19,880,153	\$186,521,403

*Total cost is escalated at 5% annually for inflation rate based on 2023 cost
 25% contingency is added to short term and mid-term
 30% contingency is added to long term

FUNDING STRATEGIES

CIP



User Fees



Parks Bond



Grants



Capital Improvement Program

- Average \$2.3M annually (\$33.95 per resident) on parks and recreation capital improvements.
- Includes projects funded from existing City reserves, future ad valorem taxes, and user fees
- Approximately \$85M of new capital projects have been identified for funding from the PRMP over the next 1-3 years, averaging approximately \$28M per year

Year	Capital Budget for Parks and Recreation	Population Estimate	Dollars Spent Per Resident on Parks
2023	\$5,640,000	68,938	\$81.81
2022	\$1,485,000	68,318	\$21.74
2021	\$660,000	67,312	\$9.81
2020	\$1,525,000	67,928	\$22.45
Average:	\$2,327,000	Average:	\$33.95

Operating Cost (General Funds)

- Average \$8.5M annually (\$125 per resident) on parks and recreation general funds
- 2022 NRPA median per resident for similar municipalities is \$104, with the upper quartile of \$180
- Annual budgets will require additional funding for operations and maintenance (O&M) of new facilities

Year	General for Parks and Recreation	Population Estimate	Dollars Spent Per Resident on Parks
2023	\$9,365,600	68,938	\$135.86
2022	\$9,309,025	68,318	\$136.26
2021	\$8,411,500	67,312	\$124.96
2020	\$7,856,400	67,928	\$115.66
2019	\$7,561,200	67,314	\$112.33
Average:	\$8,500,745	Average:	\$125.01

User Fees

- Generated an average of \$550,000 in user fees from Parks and Recreation Department services over the past few years (\$8 per resident)
- 2022 NRPA median per resident for similar municipalities is \$27
- With the proposed improvements specifically, the Community Center and Recreation Center/ Gymnasium, City could recognize potential annual user fee revenue increase to \$1.2M

Current average
\$550,000
in user fees

Potential average
\$1,200,000 +
in user fees

Parks Bond

- Florida has a high voter approval rate for parks bond programs
- Bonds are useful for financing capital improvement projects that municipalities cannot typically fund with their revenue
- The cost of capital improvement projects is spread out over many years, typically financed over a 20-year period
- Nearby Cities have been successful in voter approval of park bond programs

Municipality	Voter Approved Rate	Year Approved	Park & Recreation Bond Amount
Doral	52.70%	2018	\$150,000,000
Ft. Lauderdale	63%+	2018	\$200,000,000
Sunrise	70% +	2014	\$65,000,000
Hollywood	Majority	2019	\$64,000,000
Plantation	Majority	2016	\$17,100,000
West Palm Beach	Majority	2020	\$30,000,000
Delray Beach	Ongoing	2023	\$20,000,000

Grants

- Local, state and federal funding opportunities
- Grant Stacking can be used to combine grants to fund a single project
- Engage grant consultant or in-house grant writer to secure these grants
- Other funding sources, including line item appropriations from local, state, and federal governments, should also be explored

**Over \$27 Million
in grants available**

THANK YOU!

